

# William Ford Elementary School Kindergarten Learning Plan


for the week of April 13-17, 2020

[Kindergarten Blog](#)



[ECS Blog](#)

<b>Ms. Beydoun</b> beydouz@dearbornschools.org	<b>Mrs. Hamm</b> hamms@dearbornschools.org	<b>Mrs. Schaefer</b> schaefn@dearbornschools.org
<b>Mrs. Sadek</b> sadekt@dearbornschools.org	<b>Mrs. Sobh</b> sohbs@dearbornschools.org	<b>Mrs. Vann</b> vanna@dearbornschools.org

## Kindergarten Daily Schedule

Week of: April 13-17, 2020	MONDAY, 4/13	TUESDAY, 4/14	WEDNESDA Y 4/15	THURSDA Y 4/16	FRIDAY, 4/17
<p><b>ELA</b></p> <p><b>Spelling:</b></p> <ul style="list-style-type: none"> <li>• 'IT' word pattern</li> <li>• Sight words: "do" and "are"</li> </ul>	<p><b>Spelling - IT FAMILY</b></p> <p>Watch a video introducing our word family. <a href="https://www.youtube.com/watch?v=WRE8s_7-PdQ">https://www.youtube.com/watch?v=WRE8s_7-PdQ</a></p>	<p><b>Rhyming words: IT family song</b></p> <p><a href="https://www.youtube.com/watch?v=IIXOqvax2Gc">https://www.youtube.com/watch?v=IIXOqvax2Gc</a></p>  <p><b>*See worksheet to complete all the way below (it family).</b></p>	<p>Write these words using crayons or markers:</p> <p><b>-Fit -Bit -Hit -Kit -Sit</b></p>	<p><b>Jack hartman it family:</b> <a href="https://www.youtube.com/watch?v=a5MSv7R9d9A">https://www.youtube.com/watch?v=a5MSv7R9d9A</a></p> <p><b>Sight Word Practice:</b> Build the words <b>do</b> and <b>are</b> worksheets below</p>	<p><b>Read the rhyming words to someone at home and practice writing <b>do</b> and <b>are</b> in a sentence.</b></p>
<p><b>Reading</b></p> <p><b>Bookflix:</b></p> <p><a href="https://digital.scholastic.com/resources/slp/">https://digital.scholastic.com/resources/slp/</a></p>	<p><b>The Case of the Missing Carrot Cake</b></p> <p><a href="https://www.storylineonline.net/books/missing-carrot-cake/">https://www.storylineonline.net/books/missing-carrot-cake/</a></p>	<p><b>When a Dragon Moves In</b></p> <p><a href="https://www.storylineonline.net/books/when-a-dragon-moves-in/">https://www.storylineonline.net/books/when-a-dragon-moves-in/</a></p>	<p><b>The Kiss That Missed</b></p> <p><a href="https://www.storylineonline.net/books/kiss-missed/">https://www.storylineonline.net/books/kiss-missed/</a></p>	<p><b>The Elves and the Shoemaker</b></p> <p><a href="https://www.storylineonline.net/books/the-elves-and-the-shoemaker/">https://www.storylineonline.net/books/the-elves-and-the-shoemaker/</a></p>	<p><b>The Empty Pot</b></p> <p><a href="https://www.storylineonline.net/books/the-empty-pot/">https://www.storylineonline.net/books/the-empty-pot/</a></p>

<p><a href="#">#/login?productCode=bkflix&amp;ref=MTU4NDcyODczMnxodHRwOi8vc2RtLWJrZmxpeC5kaWdpdGFsLnNjaG9sYXN0aWMuY29tOjgwhttps://www.youtube.com/watch?v=VZwwYWpDQ4I</a></p> <p>Username: Learning20</p> <p>Password: Clifford</p> <p>Check here too: <a href="#">ECS Blog</a></p> <p><b>Writing</b></p>	<p><b>Scholastic News for the Week:</b></p> <p>Username: Learning20 Password: Clifford</p> <p><u>Stars, stars, Stars! Looking through a telescope</u></p> <p>-watch the story and read the book -Do the Puzzlers activities focusing on Word Match and Fact or Fiction</p> <p><u>Writing:</u> Informational Writing: Observe the picture (cat) and finish the sentences and write what you know about the animal.</p> <p><b>**See the worksheet.</b></p>	<p><a href="#">en-a-dragon-moves-in/</a></p> <p><u>Writing:</u> Opinion writing: Look at the pictures of the animals (cat, bird, fish, dog). Answer the question: What is your favorite pet? <b>*See the worksheet</b></p>	<p><u>Writing:</u> What do you want to be when you grow up?</p> <p><b>*See worksheet for ideas (if needed).</b></p>	<p><a href="#">e-elves-and-the-shoemaker/</a></p> <p><u>Writing:</u> What is your favorite music instrument?</p> <p><b>*See worksheet for ideas (if needed).</b></p>	<p><a href="#">pot/</a></p> <p><u>Writing:</u> If I were a policeman, I would First, Then, Last,</p> <p><b>*See worksheet for ideas (if needed).</b></p>
<p><b>MATH</b></p>	<p>Watch this video on decomposing 9: <a href="https://www.youtube.com/watch?v=B_Nbkemh9bY&amp;feat">https://www.youtube.com/watch?v=B_Nbkemh9bY&amp;feat</a></p>	<p>Practice writing the number 9. (worksheet below)</p>	<p>Complete the problem set for lesson 25 below.</p>	<p>Decomposing the number 9 using a story. <a href="https://youtu">https://youtu</a></p>	<p>Complete the addition domino worksheet below.</p>

	<a href="#">ure=emb_logo</a>	Draw 9 objects and write a number sentence and number bond to match. Ex: $6+3=9$		<a href="#">be/XxwLVqZVb9A</a>	
<p><b>SCIENCE</b></p>  <p><b>*Scroll down to bottom of page to see a larger version of the science 4 square</b></p>	<p><b>FROGS</b></p> <p>~ Fold your paper in half like a hot dog then in half again like a hamburger. You should get 4 squares when you unfold the paper. See example</p> <p>~Watch this video about frogs. You are only watching the first part that talks about what frogs have. Write what you learned in the first square.</p> <p><a href="https://jr.brainpop.com/science/animals/frogs/">https://jr.brainpop.com/science/animals/frogs/</a></p> <p>~Start your sentence just like the example shown. If there is room draw a picture to go with your sentence about what frogs have.</p> <p>~Try your best to stay in the upper left box.</p>	<p><b>FROGS</b></p> <p>~Watch this video about frogs. You will watch up to the second part that talks about where frogs live. Write what you learned in the second square.</p> <p><a href="https://jr.brainpop.com/science/animals/frogs/">https://jr.brainpop.com/science/animals/frogs/</a></p> <p>~Start your sentence just like the example shown. If there is room draw a picture to go with your sentence about what frogs have.</p> <p>~Try your best to stay</p>	<p><b>FROGS</b></p> <p>~Watch the whole video about frogs. You will listen for what frogs can do. Write what you learned in the bottom left square.</p> <p><a href="https://jr.brainpop.com/science/animals/frogs/">https://jr.brainpop.com/science/animals/frogs/</a></p> <p>~Start your sentence just like the example shown. If there is room draw a picture to go with your sentence about what frogs have.</p> <p>~Try your best to stay in the upper right</p>	<p><b>FROGS</b></p> <p>~The last square should be copied just like the example. Make sure to start with a capital letter, use word spacing and punctuation at the end of your sentence. Teach someone at home what you learned about frogs!</p> <p><b>TRY THIS QUIZ ABOUT FROGS!</b></p> <p><a href="https://jr.brainpop.com/science/animals/frogs/eaquiz/">https://jr.brainpop.com/science/animals/frogs/eaquiz/</a></p>	 <p><b>Read this poem with an adult and listen for rhyming words.</b></p> <p><b>Draw 5 speckled frogs on a log.</b></p> <p><b>*scroll down to bottom of page to see a larger version of the frog poem</b></p>

		in the upper right box!	box!		
<b>SOCIAL STUDIES</b>	<b>Topic: My Needs and Wants</b>	Watch this story video about needs and wants. <a href="https://www.youtube.com/watch?v=hrbTJx3S34I">https://www.youtube.com/watch?v=hrbTJx3S34I</a>	Watch this video to further learn the difference between needs and wants. <a href="https://www.youtube.com/watch?v=RJJgUAhXxqw">https://www.youtube.com/watch?v=RJJgUAhXxqw</a>	Brainpop video on youtube. <a href="https://www.youtube.com/watch?v=QnGdINoo5eE">https://www.youtube.com/watch?v=QnGdINoo5eE</a>	<div> <div>My Wants and Needs</div> <div> <div>Name: _____</div> <div>I need _____ and _____</div> <div>I want _____ and _____</div> </div> </div> <p><b>*SEE WORKSHEET BELOW*</b></p> <p>Write and draw 2 examples of things you need and 2 examples of things you want.</p> <p>I need _____ and _____.</p> <p>I want _____ and _____.</p>
	<b>Big Ideas of the Lesson:</b>				
	<p><b>Needs:</b> are things people must have to survive (live).</p> <p>Needs are things like water, healthy food, shelter, air and clothing.</p> <p><b>Wants:</b> are things that people would like to have (do not need them to survive).</p> <p>Wants are things like a bike, a game, a toy, candy or a video game.</p>	After, have your child discuss with you the difference between a need and a want.			
				<p><b>OR go to</b> <a href="https://jr.brainpop.com/socialstudies/economics/needsandwants/">https://jr.brainpop.com/socialstudies/economics/needsandwants/</a></p> <p><b>Brainpop login is: wfteacher</b></p> <p><b>Password: falcons</b></p>	
<b>ART, MUSIC, GYM, etc.</b>	<p><a href="#">William Ford Specials 2020 Google Classroom</a></p> <p>The code to join our classroom is: <b>oolxamy</b></p> <p><b>ART:</b> <a href="https://iblog.dearbornschools.org/wfeartsabourin/">https://iblog.dearbornschools.org/wfeartsabourin/</a>  <b>Music:</b> <a href="https://iblog.dearbornschools.org/scannellmusic/">https://iblog.dearbornschools.org/scannellmusic/</a>  <b>GYM:</b> <a href="https://iblog.dearbornschools.org/logsdor/">https://iblog.dearbornschools.org/logsdor/</a>  <b>OCCUPATIONAL THERAPY:</b> <a href="https://iblog.dearbornschools.org/mahmoos/">https://iblog.dearbornschools.org/mahmoos/</a></p> <p><b>Daily Yoga:</b> they can have their child choose which yoga to do.  <a href="https://www.youtube.com/user/CosmicKidsYoga">https://www.youtube.com/user/CosmicKidsYoga</a></p>				

**Social Studies Worksheet Friday:**

---

**My Wants and Needs**

Name: \_\_\_\_\_



I need \_\_\_\_\_ and \_\_\_\_\_.


I want \_\_\_\_\_ and \_\_\_\_\_.


Social Studies-Examples of things you need: (Have your child look at these photos and review them throughout the week).


What do I need?

Need: Things people must have to live.

Water  Jeedq air 

Food  SAMMY

Shelter (house)  Aban

Clothes  KHlood

## ELA Worksheet: Tuesday

Name: \_\_\_\_\_ Date: \_\_\_\_\_

### Meet the "it" Family

Look at the pictures and fill in the missing letter to complete each word.

\_\_\_\_ it



\_\_\_\_ it




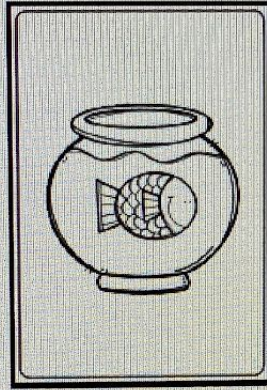


\_\_\_\_ it





Name : \_\_\_\_\_

# My Favorite Pet



What is your favorite pet?

My favorite pet is \_\_\_\_\_

\_\_\_\_\_

\_\_\_\_\_

\_\_\_\_\_

\_\_\_\_\_

\_\_\_\_\_

\_\_\_\_\_

\_\_\_\_\_

\_\_\_\_\_

☐ Capital letter

☐ Spaces




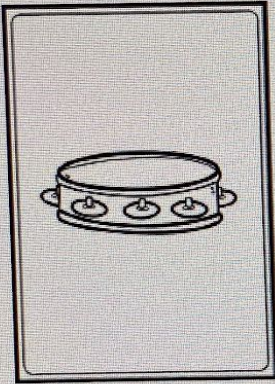
☐ Punctuation

©MissFaleena



Name : \_\_\_\_\_

## My Favorite Music Instrument



What is your favorite music instrument?

My favorite music instrument is

Handwriting practice lines consisting of solid top and bottom lines with a dashed middle line. There are four sets of these lines for writing the answer.

☐ Capital letter

☐ Spaces

☐ Punctuation


©MissFaleena



Name : \_\_\_\_\_

# Informational Writing

Observe the picture. Finish the sentences and write what you know about this animal.



This is a \_\_\_\_\_

\_\_\_\_\_ has four \_\_\_\_\_

☐ Capital letter

☐ Spaces

☐ Punctuation


©MissFaleena



Name : \_\_\_\_\_

# Narrative Writing

## If I Were a Policeman



If I were a policeman, I would

First, \_\_\_\_\_

Then, \_\_\_\_\_

Last, \_\_\_\_\_

☐ Capital letter

☐ Spaces



☐ Punctuation

©MissFaleena



Name : \_\_\_\_\_

## When I Grow Up



What do you want to be when you grow up?

I want to be \_\_\_\_\_

because \_\_\_\_\_

☐ Capital letter

☐ Spaces



☐ Punctuation

©MissFaleena



## Math Worksheet: Tuesday

Write the number.



## Math Worksheet Wednesday:


A STORY OF UNITS

Lesson 25 Problem Set

K•4

Name \_\_\_\_\_ Date \_\_\_\_\_


There are 9 shirts. Color some with polka dots and the rest with stripes. Fill in the number bond.



There are 9 flowers. Color some yellow and the rest red. Fill in the number bond.



There are 9 hats. Color some brown and the rest green. Fill in the number bond.

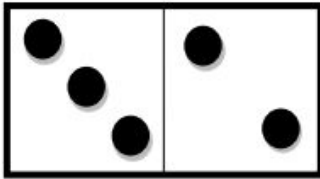


Math Worksheet FRIDAY:

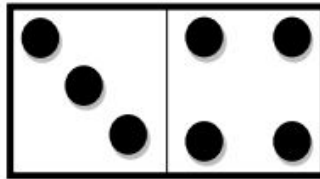
DOMINO ADDITION SHEET 3




Count the number of dots on each domino and fill in the total.



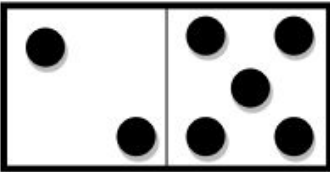
$$\underline{\quad} + \underline{\quad} = \underline{\quad}$$




$$\underline{\quad} + \underline{\quad} = \underline{\quad}$$




$$\underline{\quad} + \underline{\quad} = \underline{\quad}$$




$$\underline{\quad} + \underline{\quad} = \underline{\quad}$$




$$\underline{\quad} + \underline{\quad} = \underline{\quad}$$




$$\underline{\quad} + \underline{\quad} = \underline{\quad}$$




$$\underline{\quad} + \underline{\quad} = \underline{\quad}$$




$$\underline{\quad} + \underline{\quad} = \underline{\quad}$$




$$\underline{\quad} + \underline{\quad} = \underline{\quad}$$



$$\underline{\quad} + \underline{\quad} = \underline{\quad}$$



$$\underline{\quad} + \underline{\quad} = \underline{\quad}$$




$$\underline{\quad} + \underline{\quad} = \underline{\quad}$$

ELA: Sight Word (are) Practice Worksheet:

Name: \_\_\_\_\_

# Super Sight Word:



Find and circle it

are now are  
but saw be are  
am are are

Trace it

are  
are

Color it 1=red 2=yellow  
3=green

are

Highlight it

are	are	are	are
all	am	are	our
are	are	ate	like

Put it in a sentence

\_\_\_\_\_ you there yet?  
\_\_\_\_\_ you four?

Box it up

are

are

Build it

are

ear



ELA: Sight Word (do) Practice Worksheet:

Name: \_\_\_\_\_

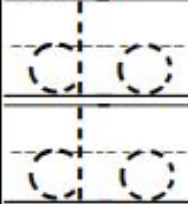
# Super Sight Word:



Find and circle it

do but do do  
get do do  
do how did

Trace it



Color it

1=black 2=purple



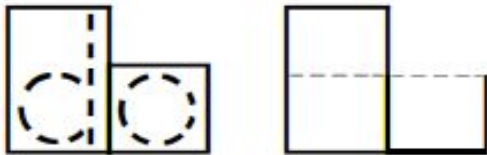
Highlight it

do	do	do	on
no	on	do	do
do	do	but	did

Put it in a sentence

\_\_\_\_\_ you like white?  
Who will \_\_\_\_\_ it?

Box it up



Build it



Science 4 square Writing about frogs:

Frogs have

Frogs live

Frogs

Frogs can

These are  
3 facts I  
learned about  
frogs.

Science-Frog Poem:

# Five Speckled Frogs

Five little speckled frogs,  
Sitting on a speckled log,  
Eating the most delicious bugs,  
Yum, yum.

One jumped into the pool,  
Where it was nice and cool,  
Then there were four little speckled frogs.  
(Repeat , working your way down to one.)

One little speckled frog,  
Sitting on a speckled log,  
Eating the most delicious bugs,  
Yum, yum.

He jumped into the pool,  
Where it was nice and cool,  
Then there were no little speckled frogs.

