
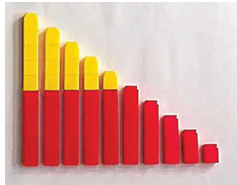



KEY CONCEPT OVERVIEW

During the next week, our math class will explore the concept of *one less* with numbers 0–10; for example, “Three. One less is two!” Students will use their number stairs, or cube towers (see images below), to see the *one less* pattern and strengthen their foundational knowledge for comparing numbers in Module 3.



You can expect to see homework that asks your child to do the following:

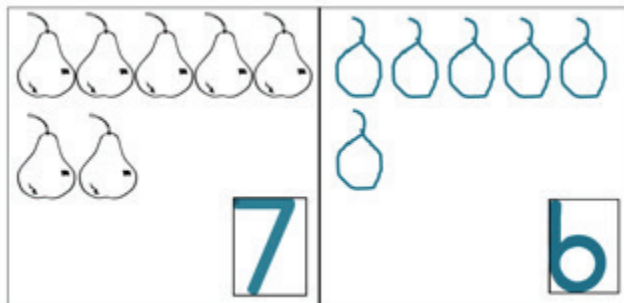
- Make 5-group cards and order them using the pattern of one less (see image).



- Look at a picture showing a group of items. Then draw a group that has one less.
- Count the number of cubes in a set of descending number stairs and notice the pattern of one less.
- Write numerals 10–0 in descending order and complete a counting sequence.

SAMPLE PROBLEM (From Lesson 34)

Count and write the number of objects. Draw and write the number of objects that is 1 less.



Additional sample problems with detailed answer steps are found in the *Eureka Math Homework Helpers* books. Learn more at GreatMinds.org.

HOW YOU CAN HELP AT HOME

- When setting the table (or folding laundry), count the plates (or a different group up to 10) as you put each item on the table. Ask your child, “If there were one less, how many would we have?”
- Play Counting Hearts: Take the ace–10 of hearts from a deck of playing cards. Count the number of hearts in the center of each card. Put the cards in descending order, showing your child how the number of hearts is one less each time. Scramble the cards, and invite your child to put them in descending order. For fun, time your child as he puts the cards in order several times. Praise him for getting faster at the task!
- Gather two small groups of beans, buttons, or counters. Include one more item in the first group than the second. Say, “Let’s count the beans in this group...four! Now, let’s count the beans in this group...three!” Ask your child, “Which group has one less?”