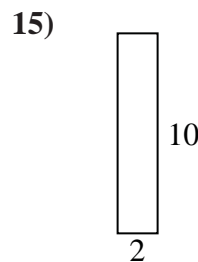
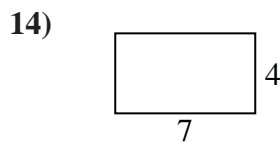
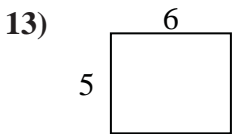
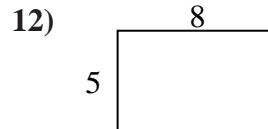
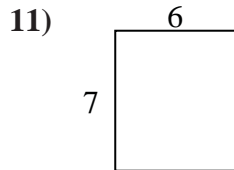
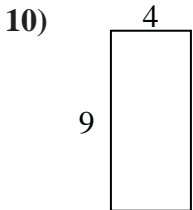
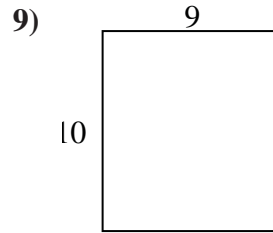
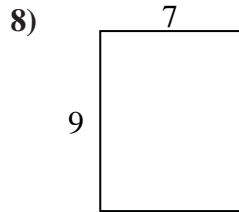
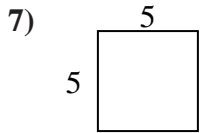
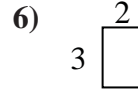
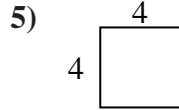
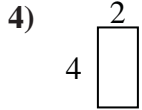
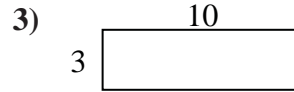
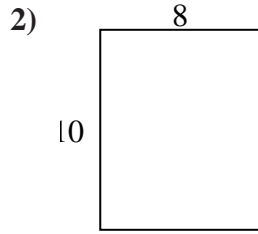
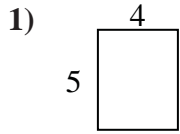




Find the perimeter and area of each figure. Each figure is in inches (in). Not to scale.



Answers

- 1. 18 in 20 in²
- 2. 36 in 80 in²
- 3. 26 in 30 in²
- 4. 12 in 8 in²
- 5. 16 in 16 in²
- 6. 10 in 6 in²
- 7. 20 in 25 in²
- 8. 32 in 63 in²
- 9. 38 in 90 in²
- 10. 26 in 36 in²
- 11. 26 in 42 in²
- 12. 26 in 40 in²
- 13. 22 in 30 in²
- 14. 22 in 28 in²
- 15. 24 in 20 in²