



TOOLS FOR TEACHING

Parking Lot Beginning Sounds

© 2013 The Measured Mom™, LLC

www.themeasuredmom.com

My blog has hundreds of free resources for parents and teachers...

[Click here for more free printables!](#)

Thank you for respecting my Terms of Use.

You are welcome to...

- download this file by visiting themeasuredmom.com.
- save this file on your computer.
- print as many copies as you'd like to use in your classroom, home, or public library.
- share the link to the blog **page** where this printable can be found.
- post online about the printable (for example—take a picture of your child or student using it), giving proper credit to themeasuredmom.com.

You may not...

- download this file from any site other than themeasuredmom.com.
- link directly to this pdf. Instead, link to The Measured Mom **web page** where this pdf is located.
- claim this file as your own.
- alter this electronic file.
- sell or in any way profit from this electronic file.
- print this file and then sell that printed copy to others.
- store or distribute this file on any other website or another location where others are able to electronically retrieve it (for example: Dropbox, 4Shared, Mediafire, Facebook groups and forums, etc.).
- e-mail this file to anyone or transmit it in any other fashion.

More legal stuff...

- **This file is for personal or classroom use only.** By using it, you agree that you will not copy or reproduce this file except for your own personal, non-commercial use.
- **Modification of terms.** I have the right to modify the terms of this Agreement at any time; the modification will be effective immediately and shall replace all prior Agreements.


Questions?

If you have any questions, please feel free to email me directly at anna@themeasuredmom.com. I will do my best to respond promptly.






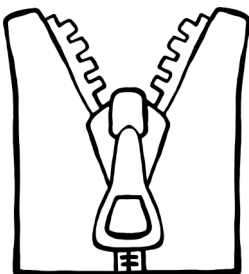

Clip art by




Parking Lot Beginning Sounds









Label toy cars with these letters using blank stickers or painter's tape. Then park the cars in the right parking spots!




Parking Lot Beginning Sounds



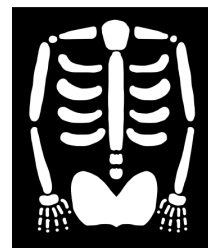






Label toy cars with these letters using blank stickers or painter's tape. Then park the cars in the right parking spots!




Parking Lot Beginning Sounds





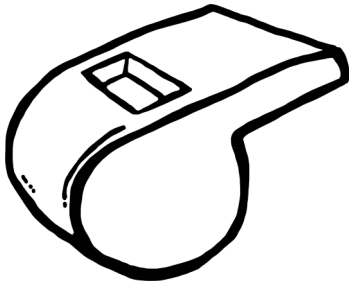

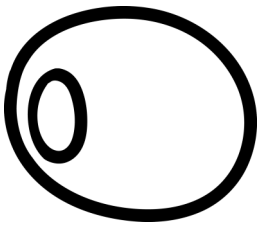


Label toy cars with these letters using blank stickers or painter's tape. Then park the cars in the right parking spots!




Parking Lot Beginning Sounds








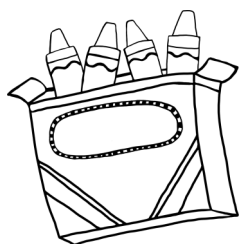
Label toy cars with these letters using blank stickers or painter's tape. Then park the cars in the right parking spots!




Parking Lot Beginning Sounds







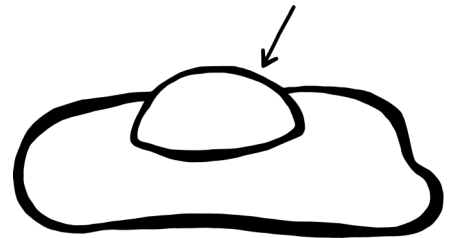

Label toy cars with these letters using blank stickers or painter's tape. Then park the cars in the right parking spots!




Parking Lot Beginning Sounds





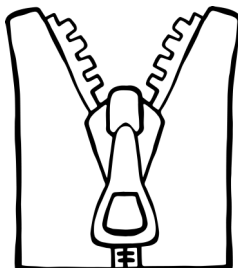


Label toy cars with these letters using blank stickers or painter's tape. Then park the cars in the right parking spots!




Parking Lot Beginning Sounds



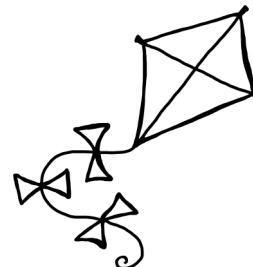

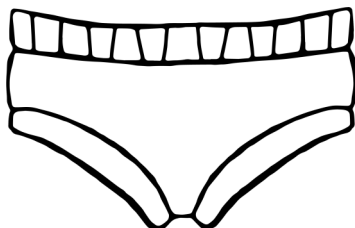



Label toy cars with these letters using blank stickers or painter's tape. Then park the cars in the right parking spots!




Parking Lot Beginning Sounds






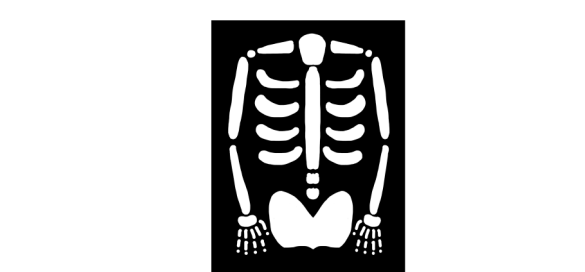

Label toy cars with these letters using blank stickers or painter's tape. Then park the cars in the right parking spots!




Parking Lot Beginning Sounds



Label toy cars with these letters using blank stickers or painter's tape. Then park the cars in the right parking spots!



Parking Lot Beginning Sounds



Label toy cars with these letters using blank stickers or painter's tape. Then park the cars in the right parking spots!

