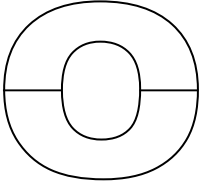
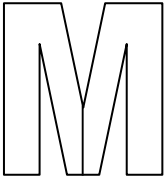
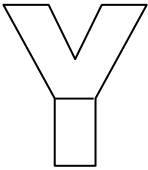
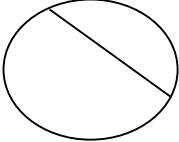
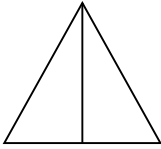
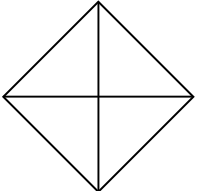
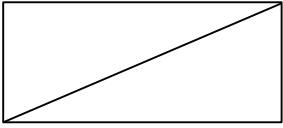
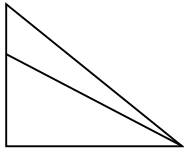
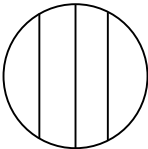
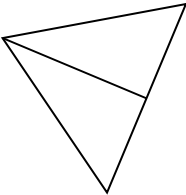
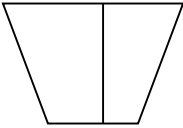
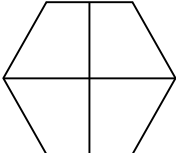
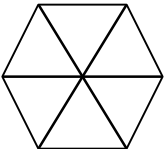




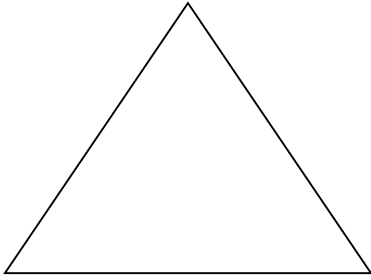
Name _____

Date _____

1. Are the shapes divided into equal parts? Write **Y** for yes or **N** for no. If the shape has equal parts, write how many equal parts there are on the line. The first one has been done for you.


<p>a.</p>  <p>y 2</p> <p>_____</p>	<p>b.</p>  <p>_____</p>	<p>c.</p>  <p>_____</p>
<p>d.</p>  <p>_____</p>	<p>e.</p>  <p>_____</p>	<p>f.</p>  <p>_____</p>
<p>g.</p>  <p>_____</p>	<p>h.</p>  <p>_____</p>	<p>i.</p>  <p>_____</p>
<p>j.</p>  <p>_____</p>	<p>k.</p>  <p>_____</p>	<p>l.</p>  <p>_____</p>
<p>m.</p>  <p>_____</p>	<p>n.</p>  <p>_____</p>	<p>o.</p>  <p>_____</p>

2. Draw 1 line to make 2 equal parts. What smaller shapes did you make?



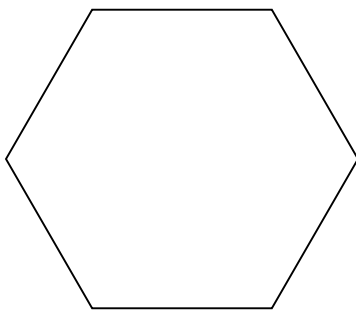
I made 2 _____.

3. Draw 2 lines to make 4 equal parts. What smaller shapes did you make?



I made 4 _____.

4. Draw lines to make 6 equal parts. What smaller shapes did you make?



I made 6 _____.