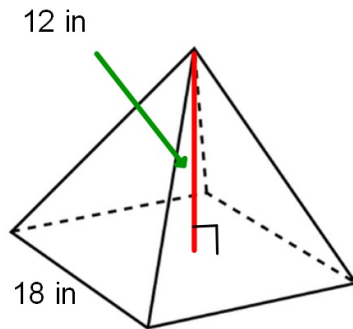


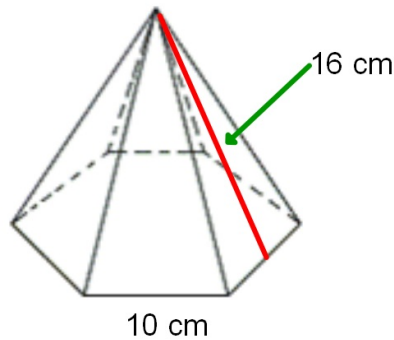
Bellwork, Tuesday, May 27, 2014

Find the surface area to the nearest tenth.

1. Square Pyramid.

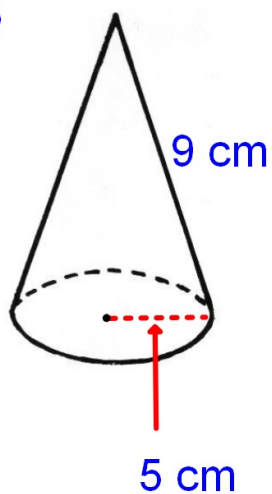


2. Hexagonal Pyramid.



Find the surface area of each cone. Give your answer in terms of π .

3.



4.

