

Write the equation of the inverse relation for each function.

1. $y = 2(x - 8)^3 + 7$

2. $y = 6\frac{4x-9}{2} - 8$

3. $y = \sqrt{\frac{2x+7}{5}} - 11$

$f^{-1}(x) =$

$f^{-1}(x) =$

$f^{-1}(x) =$

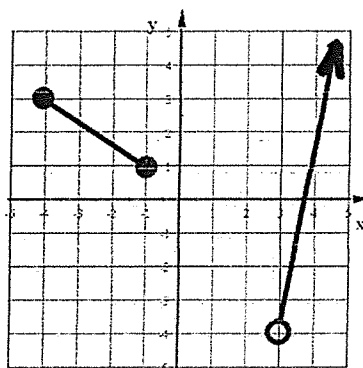
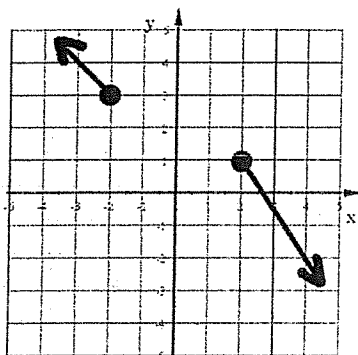
State the Domain and Range for the inverse relation of the given graph of each function.

4. Domain of $f^{-1}(x) =$

5. Domain of $f^{-1}(x) =$

Range of $f^{-1}(x) =$

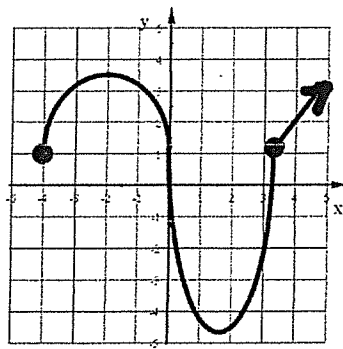
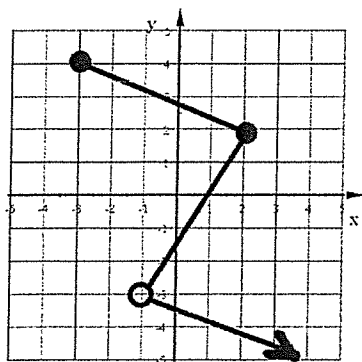
Range of $f^{-1}(x) =$



State if the inverse relation of each graph is a function.

6.

7.



Use your knowledge of what the graph of each function looks like or graph it too see then tell if the inverse relation is a function.

8. $y = 8x - 2$

9. $x^2 + 9x - 10$

10. $f(x) = 2x^3 - x^2 - 15x - 1$