

Music lessons

Solfege or solfa is a way of naming notes that singers use: do re mi fa so la ti do. (Like in the song Do a Deer) This song uses the notes mi, so, la and high do.



This is shown on the upper right hand side of the notation video. We use just the letters m s l d'.

7. Go to the Interactive Activities. Choose Interactive Solfa. Click on a letter to name the solfa note. The first note is d' for high do. If you make a mistake, you lose a star. If you lose all your stars, start over!



Stella Ella Olla
Note Name Challenge

d' d' s s l s

s, l, d', m, f, s, l, t, d', m', d'

8. Instrumental players usually use letter names: CDEFGABC' to name notes. Musicians call these "Absolute Note Names." If you play a recorder, you may be able to play this song on the recorder.

Stella Ella Olla
Note Name Challenge

C' C' G G A G E

A, B, C, D, E, F, G, A, B, C', D', E'

9. If you click on Interactive Rhythm there is a rhythm sort for you to try. The answers don't correct automatically, so check your answers to see if you got

Rhythm sort: Stella Ella Olla
Drag the rhythms to show the rhythm of the song.

Teacher's Notes:

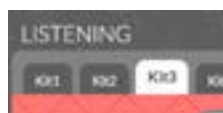

Music lessons

10. #74 Alouette is a French folk song for you to try. Watch the lyrics video, and sing the echo parts. They are in “italics”

74. Alouette
Alouette, gentille Alouette,
 Alouette, je te plumerai.
Alouette, gentille Alouette,
Alouette, je te plumerai.



11. Go to the Listening Section and choose Kit 3. Then select #20 “Roses from the South.”



Watch the composer video.

Then watch the Listening Log. How many questions can you answer?



Johann Strauss Jr.
 1825-1899




ROSEMARY

Roses from the South
 Johann Strauss Jr. (1825-1899)

Directions: As you listen, think about the music and try to answer as many of the questions as you can. When the selection ends, discuss your answers.

1. What instrument families do you hear?
 Strings Brass Woodwind Percussion
2. What instruments do you hear?
3. What is the tempo of the music?
 slow very fast
Adagio *Allegro*
4. Is the music quiet or loud? (Dynamics)
 very quiet very loud
pp *ff*
5. Is the music smooth and flowing or separated and detached?
 smooth separated
6. Describe the mood of the piece.



Teacher's Notes:

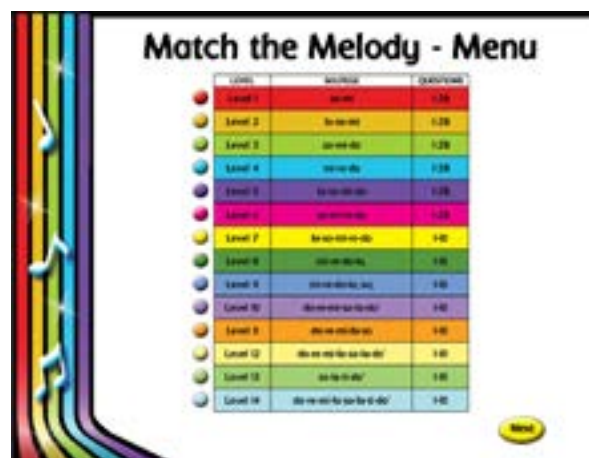
Music lessons

12. The waltz you listened to is a dance in 3/4 meter. Go now to the Rhythm Composition tool, choose Interactive Rhythm Composition, and compose a rhythm composition in 3/4. Choose Level 5 from the menu. You can choose your instrument, and you can play it back to hear your composition.



13. Stella Ella Olla use the solfa note high do. Go to the Match the Melody Game in the Games section, and try Level 10 which includes high do.

Teacher's Notes:



Music lessons

EXTRAS: Do you like St. Patrick's Day?

There is a whole UNIT on St. Patrick's Day. Find the UNITS button.



Then choose St. Patricks Day



Teacher's Notes:



Watch a Fun facts video.



Learn a silly poem.



Compose a melody for a poem.



clap rhythms that lead to a pot of gold!



Create fun movement to an Irish jig.