

Common
Core
Aligned

Math Assessments for 1st Grade

FREEBIE!!

COPYRIGHT

Copyright © 2013 EAK
Common Core Galore & More –
TeacherspayTeachers
All rights reserved by author.
Permission to copy for single
classroom use only.
Electronic distribution limited to
single class only.
Not for public display.



MissEAKTeach@gmail.com

www.commoncoregaloreandmore.com

www.pinterest.com/misseakteach/

www.facebook.com/CommonCoreGaloreandMore

1.NBT.1 Count to 120, starting at any number less than 120. In this range, read and write numerals and represent a number of objects with a written numeral.

Score

Name: _____

Date: _____

1. Write the number that comes next in this sequence:

37, 38, 39, _____

2. Write the number that comes next in this sequence:

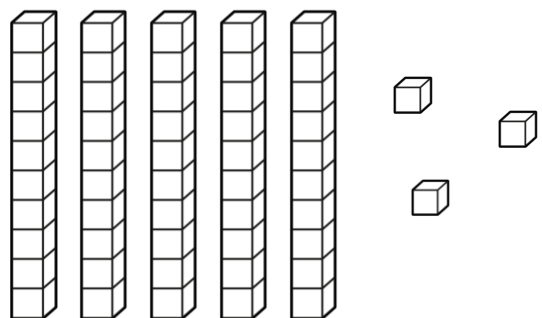
97, 98, 99, _____

3. Fill in the missing numbers below.

	22	23	24		26			29	
	32	33	34				38		40

4. Draw 17 circles in the box below.

5. What number is shown below?



Answer: _____

1.NBT.1 Count to 120, starting at any number less than 120. In this range, read and write numerals and represent a number of objects with a written numeral.

Score

Name: _____

Date: _____

1. Write the number that comes next in this sequence:

42, 43, 44, _____

2. Write the number that comes next in this sequence:

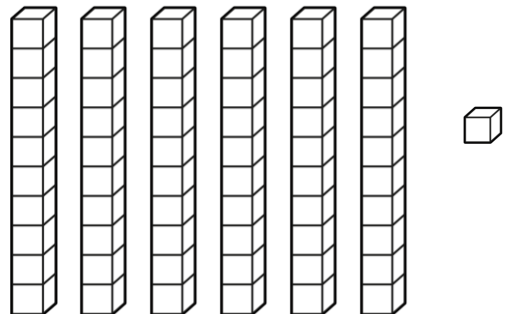
117, 118, 119, _____

3. Fill in the missing numbers below.

71			74		76		78		
81	82		84	85		87		89	

4. Draw 15 circles in the box below.

5. What number is shown below?



Answer: _____

Name: _____

Date: _____

Directions: Name each shape. Then write the number of sides and the number of points (vertices) for that shape.

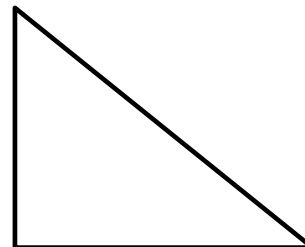
1.



This shape is called a _____.

It has ____ sides and ____ points.

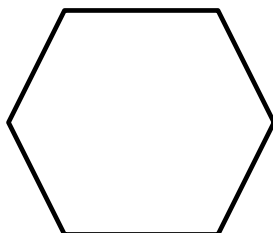
2.



This shape is called a _____.

It has ____ sides and ____ points.


3.



This shape is called a _____.

It has ____ sides and ____ points.


4.



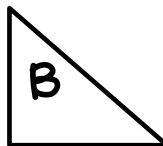
This shape is called a _____.

It has ____ sides and ____ points.

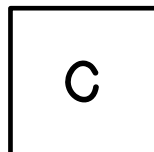
5. Sort the shapes below into 2 groups. Then label each group.



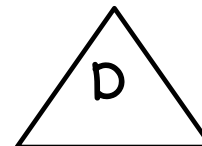
A



B



C




D

Name: _____

Date: _____

Directions: Name each shape. Then write the number of sides and the number of points (vertices) for that shape.

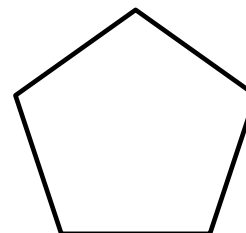
1.



This shape is called a _____.

It has ____ sides and ____ points.


2.



This shape is called a _____.

It has ____ sides and ____ points.

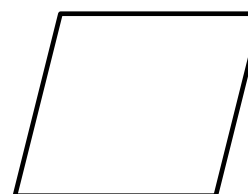
3.



This shape is called a _____.

It has ____ sides and ____ points.

4.


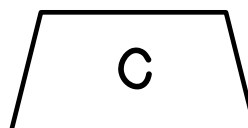

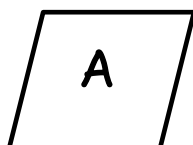


This shape is called a _____.

It has ____ sides and ____ points.

5.

Sort the shapes below into 2 groups. Then label each group.



KEY

1.NBT.1 (page 3)

- 1) 40
- 2) 100
- 3) 21, 25, 27, 28, 30,
31, 35, 36, 37, 39
- 4) 17 circles should be drawn
- 5) 53

1.G.1 (page 5)

- 1) trapezoid, 4, 4
- 2) triangle, 3, 3
- 3) hexagon, 6, 6
- 4) circle, 0, 0
- 5) Answers will vary.

1.NBT.1 (page 4)

- 1) 45
- 2) 120
- 3) 72, 73, 75, 77, 79,
80, 83, 86, 88, 90
- 4) 15 circles should be drawn
- 5) 61

1.G.1 (page 6)

- 1) square, 4, 4
- 2) pentagon, 5, 5
- 3) rectangle, 4, 4
- 4) rhombus, 4, 4
- 5) Answers will vary.

If you liked the layout of these assessments,
you can purchase the complete bundle here!:
[Common Core Math Assessments for 1st Grade](#)

**Here are some 1st Grade products
that you might be interested in:**

[Common Core Story Problems BUNDLE](#)
[Operations and Algebraic Thinking NO PREP Printables](#)
[Common Core Shape Activities](#)
[Place Value Match](#)

***To purchase EVERY 1st Grade Common Core
resource in my store, please use the following link:**
[ALL Common Core Resources for Grade 1](#)

***To look at other items at my store, use this link:**
[Common Core Galore and More's store!](#)



Blog: www.commoncoregaloreandmore.com

Pinterest: www.pinterest.com/misseakteach/

Facebook: www.facebook.com/CommonCoreGaloreandMore