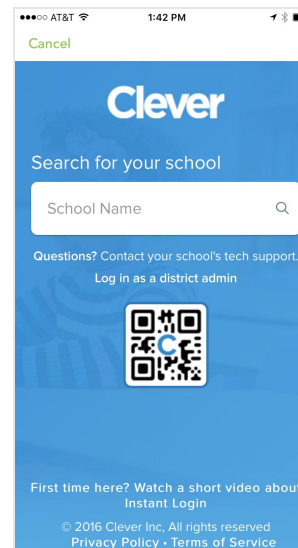
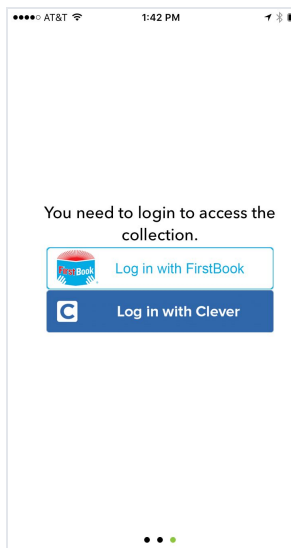
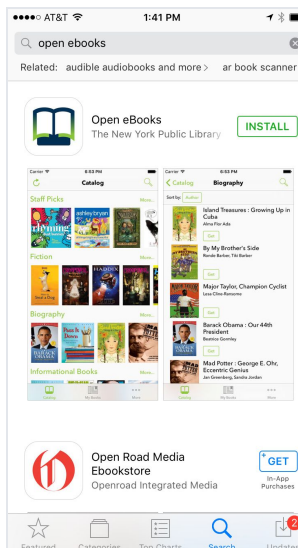
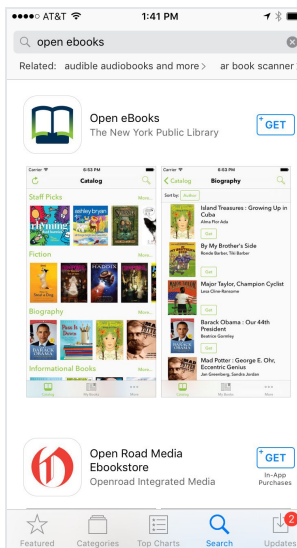




How do I use Open eBooks?

[Open eBooks](#) is an application that provides a mobile digital library with thousands of popular and award-winning books **free** for you to use at home or at school.

Follow these **four easy steps** to get Open eBooks on any mobile device - including tablets, iPads, and on smartphones of all types.



Step 1: On an iPhone or Android phone, open the app store and type in “open ebooks”

Step 2: Click *GET* then click *INSTALL* to download the app.

Step 3: Open the app and click *Log in with Clever*.

Step 4: Search for the student’s school district to log in with their username and password.