


My Book About..... **COMMUNITY HELPERS!**




I know about community helpers.




The fire fighters put out fires and rescue people.

2



The police officers help to make our streets safe.

3




The doctor helps us stay healthy.

4



The mail carrier delivers letters and packages.

5




The trash collector keeps our neighborhood clean.

6



Many community helpers work in important buildings.

7



This is my picture of a community helper.

8

My name is _____.

I completed my book about community helpers on:

_____.



Library and Writing

My Book About...

Make copies of the mini-book pages to create an interesting book about community helpers for your young learners. Simply duplicate the pages, cut and assemble them by number. Attach the pages together with staples or brads. Laminate the front and back for durability. Children will enjoy listening to the story and coloring the pages. Older children may have the skills to color, cut, assemble and read the story for themselves. Having children make their own book helps develop pre-emergent reading skills in early learners.