

# Alakama Gal

A Song for  
Practicing  
\*Ti Ta Ti\*

©Brittany De Laruelle



# Terms of Use

The purchaser of this file may make copies of the beat/rhythm sheets for use in their music classroom.

You may NOT copy/edit and re-distribute or sell any of the material in this file. Please redirect your colleagues to my

[Teachers Pay Teachers](#) or  
[Teacher's Notebook Store](#).

©Brittany De Laruelle





# Tip for Teachers

I like to have students keep the beat by actually tapping their hands on something. For example patting their lap, tapping their head, etc. Then when clapping the rhythm they actually clap. The tapping will help students understand the idea of notes ON the beat and notes OFF the beat because they will literally have their hands ON something or OFF something.

©Brittany De Laruelle



# Alabama Gal

Come through 'na hurry  
Come through 'na hurry  
Come through 'na hurry  
Alabama Gal










**Tap the hearts  
To keep the beat**

2




Come through

'na





hur



-


ry

4




Come through

'na




hur




-

ry




Come through



'na




hur





-


ry



Al - a - bam - a



Gal.





# Clap the Rhythm Of the Song





2

4



Come



through



'na



hur



-

ry



Come



through



'na



hur



-

ry



Come

through

'na



hur

-

ry



Al

-

a

-


bam

- a



Gal.





**Let's sing the  
Song with the  
Rhythms we  
know**



2

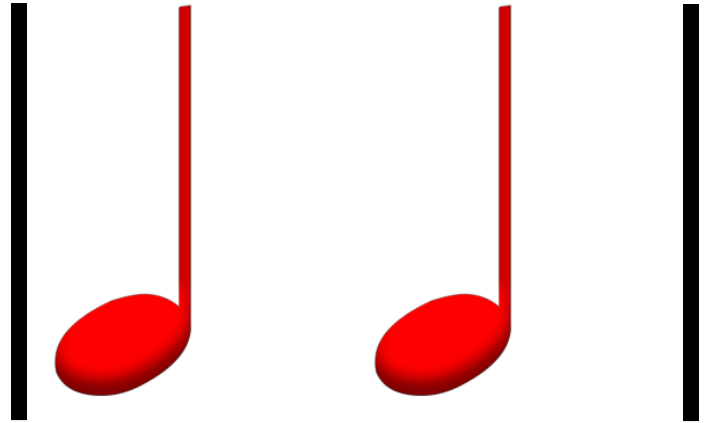
4



Come

through

'na



hur

-


ry



Come

through

'na



hur

-


ry



Come

through

'na



hur

-



ry



Al

-


a

-

bam

-

a



Gal.



Our new  
Rhythm is  
syncopated





**Syncopated  
Means off the  
Beat**



Can you figure  
out the words or  
Syllables we sing  
on the beat?





# Directions

- 1) Pat the beat on your lap and find the words that you sing when your hands are ON your lap. These notes are ON the beat.
- 2) Underline them if possible, or just keep track of them.
- 3) Check your answers with the following slide.





Underline the words/syllables on the beat:

2

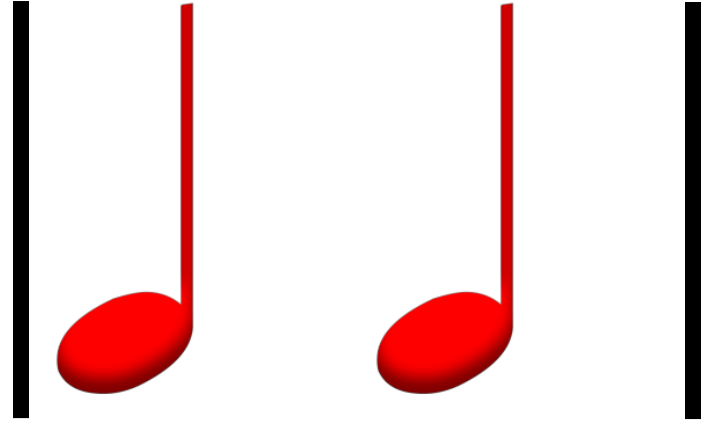
4



Come

through

'na



hur

-

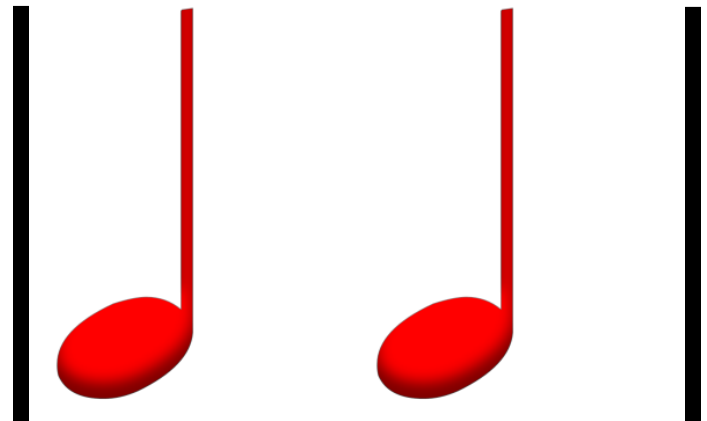
ry



Come

through

'na



hur

-

ry

Did you find the words  
That are on the beat?

Check your answers on  
the next slide!



2

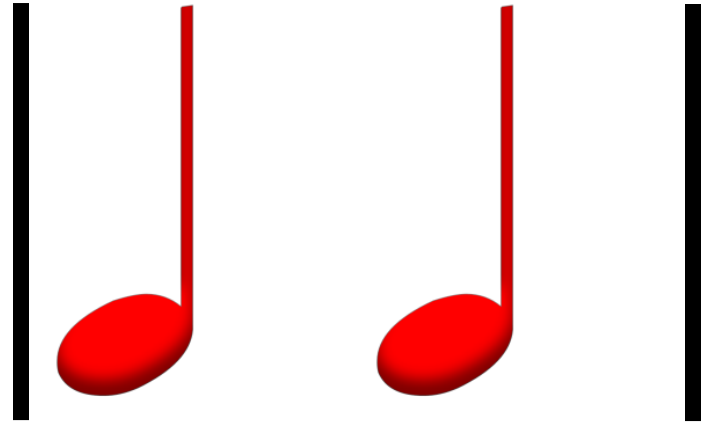
4



Come

through

'na



hur

-


ry



Come

through

'na



hur

-

ry



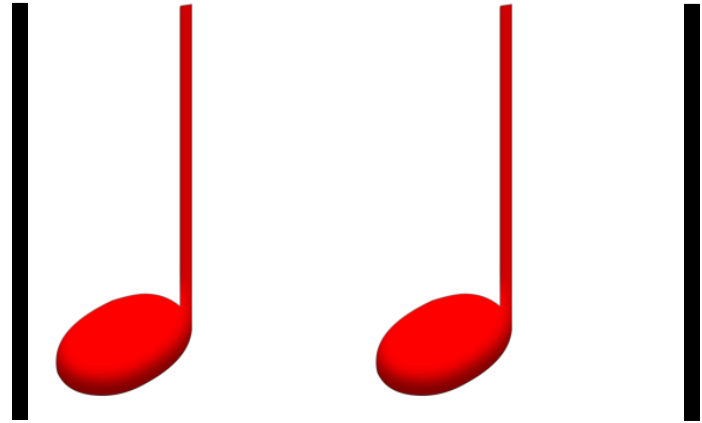
Underline the words/syllables on the beat:



Come

through

'na



hur

-

ry



Al

-


a

-

bam

-

a



Gal.

Did you find the words  
That are on the beat?

Check your answers on  
the next slide!






Come

through

'na



hur

-



ry



Al

-


a

-

bam

-

a



Gal.





# Our new rhythm is:




Short

Long \_\_\_\_\_


Short



We call this rhythm:



We call this rhythm:




syn - co - pa





We call this rhythm:



Let's sing the song  
With our new rhythm!



2

4




Come



through



'na



hur

-



ry



Come



through



'na



hur

-



ry





Come



through



'na



hur

-



ry



Al

-



a

-



bam

-



a



Gal.



Let's practice clapping  
Our new rhythm!



# Note for Teachers:

The following game is hyperlinked. To make sure it works properly, you should be using Acrobat Reader to view this file. If you don't, the hyperlinks may not work!





# Directions:

- 1) Clap the rhythms on the next several slides.
- 2) If you get the rhythm correct, click "Got it!" If you get the rhythm incorrect, try again until you get it right!
- 3) Follow the directions through the slides until you find all the cowboys and cowgirls!



Clap the rhythm:



Got it!

Clap the rhythm:



Got it!






Clap the rhythm:



Got it!



Clap the rhythm:



Got it!



Clap the rhythm:



Got it!





Clap the rhythm:



Got it!



Clap the rhythm:




Got it!



Clap the rhythm:



Got it!





Great Job!


You found this cowboy!

Click on me so I can  
join your dance!



# Great Job!

## You found this cowgirl!



Click on me so I can  
join your dance!



Great Job!

You found this cowboy!



Click on me so I can  
join your dance!



Great Job!

You found this cowgirl!



Click on me so I can  
join your dance!

# Great Job!

## You found this cowboy!

Click on me so I can  
join your dance!





# Great Job!

## You found this cowgirl!

Click on me so I can  
join your dance!





Great Job!

You found this cowboy!



Click on me so I can  
join your dance!

# Great Job!

## You found this cowgirl!

Click on me so I can  
join your dance!





Great work!

We're all ready to dance!






# Alabama Gal

American Folk Song

$\text{♩} = 120$



Come through 'na hur - ry, Come through 'na hur - ry,

5  
Come through 'na hur - ry, Al - a - bam - a gal.


2. I don't know how, how  
I don't know how, how  
I don't know how, how  
Alabama gal.

3. I'll show you how, how...

4. Ain't I rock candy?...

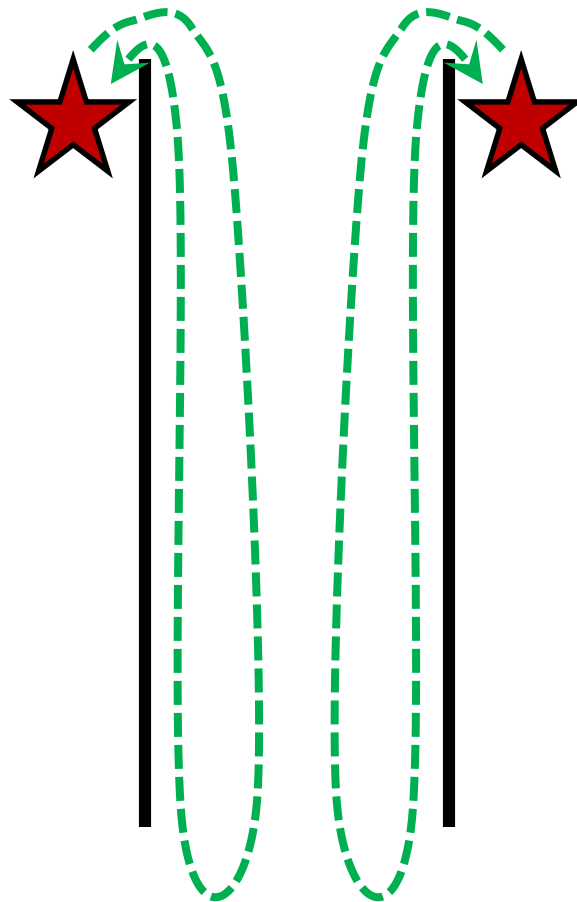
# Let's Dance Together!

**Prepare:** Make two lines facing each other. (Everyone has a partner across from them)



# Let's Dance Together!

**Verse 1:** Lead couple sashays down the middle of the two lines forward and then back to place

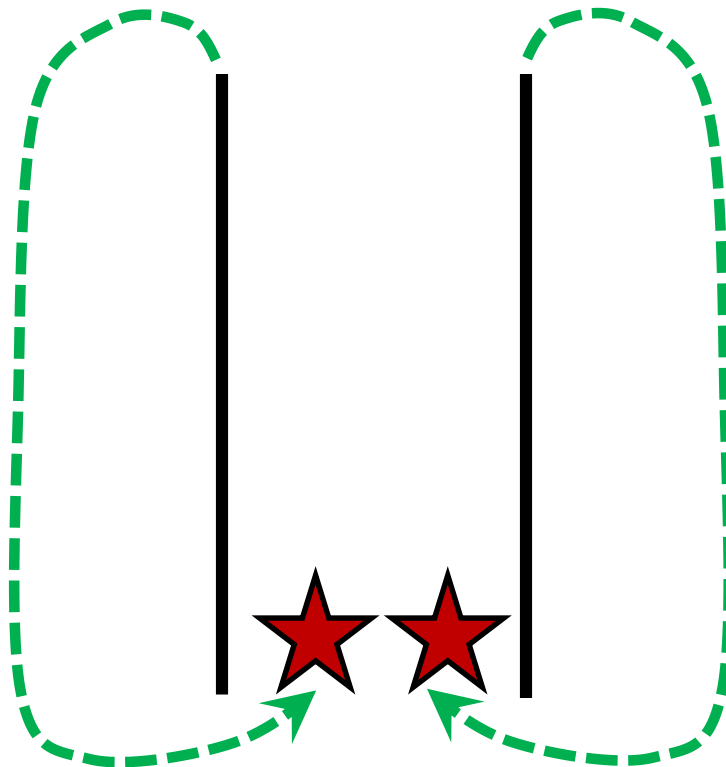




# Let's Dance Together!

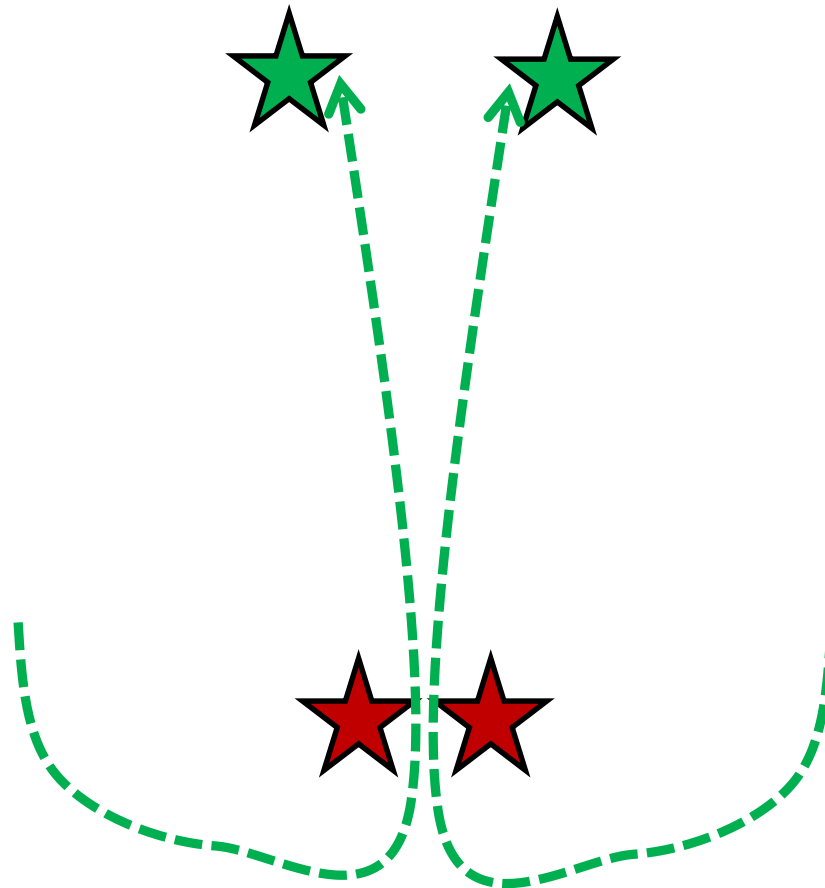
**Verse 2:** All partners swing with their partner

**Verse 3:** Following the 'lead' couple in circles away from the center.  
(one line to the right and one line to the left following the leader)



# Let's Dance Together!

**Verse 4:** Lead couple makes a bridge with their hands and everyone goes under creating two lines again. (Green stars are the new lead couple)



# Let's Dance Together!

Repeat until you want to end

If you need another visual. Here is a video of what the dance should look like:

[Alabama Gal Video](#)






# Credits

cutesy fun  
things that  
you absolutely  
must have.  
(trust me, you  
need it.)

DORKY doodles



<http://www.teacherspayteachers.com/Store/Zip-a-dee-doo-dah-Designs>



# Thank You!

If you like this product please give it a rating and check out my other products on Teachers pay Teachers:

<http://www.teacherspayteachers.com/Store/Brittany-De-Laruelle>

Check out my blog for more teaching ideas:

<http://brittsteachsmusic.blogspot.com>

Follow me on [Facebook](#), [Twitter](#), [Instagram](#), and [Pinterest](#).

Email me with any questions, comments, or concerns:

[bcritters2231988@gmail.com](mailto:bcritters2231988@gmail.com)

