



Kindergarten Homework Week of March 12th

For your
Calendar



We're learning...



Spelling test
will be on
Friday, March
16th.

Homework will
be due on
Friday, March
16th.

Phonics: onset l- blends (bl-, cl-, fl-, gl-, pl-, sl-)
Spelling: complete the attached Tic-Tac-Toe
sheet for practice using the following words:

- here, where, bun, sun, fun, run

Math

- **Measurement-** Complete a lesson a day.
 - Lesson 21- complete on Monday
 - Lesson 22 - complete on Tuesday
 - Lesson 23 - complete on Wednesday
 - Lesson 24 - complete on Thursday



***Read for 20 minutes or more and record on
the reading tickets due! All reading minutes
are due on Fridays!***

Attention parents!!!! If you would like to come in read to the class for March is Reading Month, please check my blog for available times. You may bring in your child's favorite book to read to our class.

Name _____ Date _____

March Tic-Tac-Toe



Select 3 boxes that form a tic-tac-toe. Use your weekly spelling words to complete the activities. Remember to save and attach your work.

Write your spelling words in ABC order. Then, **trace over** all the **vowels** in **GREEN**.

rain
paint
wait

Draw a large Cat in the Hat top hat. Write your words on the hat.




Next to each word, write a rhyming word.

Draw and color a Spring-themed picture. Hide each of your words somewhere in the drawing.

Write silly sentences like Dr. Seuss using all of your spelling words. Make sure to use correct spelling and punctuation. Underline your words.

Draw a large pot filled with gold coins. Write one of your words on each of the coins. Make sure you have written each word at least once.

Draw or cut out a large shamrock. Fill it with your weekly words. Write each word at least once.



Draw a large rainbow. Write 2 or 3 words on each band of color. Make sure to write each word at least once.



Write each word using an ABC pattern using the Mardi Gras colors:



green, purple, and yellow (gold).

Pretend you are a famous children's author. Make up titles for your new books using your words. List the titles.

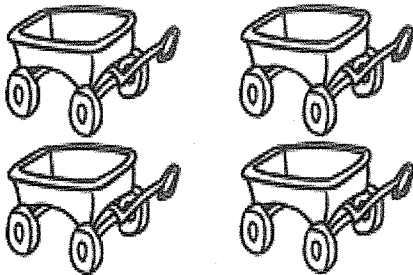
Waiting for Rain



Name _____

Date _____



Which has more? The  or  ?



Circle the set that has more.





Which has fewer? The  or  ?

Circle the set that has fewer.



Which has fewer? The  or  ?

Circle the set that has fewer.




On the back of your paper, draw a set of 5 books. Draw some apples.
Are there fewer apples or fewer books?


Name _____

Date _____


Count the birds. In the next box, draw the same number of nests as birds.

	
---	--

Count the houses. In the next box, draw the same number of trees as houses.

	
--	--


Count the monkeys. In the next box, draw the same number of bananas as monkeys.

	
---	--

On the back of your paper, draw some pencils. Then, draw a crayon for each pencil.

Name _____


Date _____



How many cats?

Draw a ball for every cat and 1 more ball.

How many balls?



How many elephants?

Draw a peanut for every elephant and 1 more peanut.


How many peanuts?


Name _____


Date _____


Count the set of objects, and write how many in the box.

Draw a set of circles that has 1 less, and write how many in the box. As you work, use your math words *less than*.

	<input type="text"/>
	<input type="text"/>

	<input type="text"/>
	<input type="text"/>

	<input type="text"/>
	<input type="text"/>

	<input type="text"/>
	<input type="text"/>