

*Thank you  
for purchasing this product.  
Don't forget to rate this item!*

© Nasreen Wahid: Upper Grades Are Awesome

The original purchaser of this document is granted permission to reproduce the pages in needed quantities for the purchaser's classroom only. Minor editing is allowed; the document remains under copyright even when edited.

Duplication for other classes or by other teachers or for use in wide distribution as within a school district or on the internet in any form is strictly forbidden.

Violations are subject to the penalties of the Digital Millennium Copyright Act.

*Follow Upper Grades Are Awesome  
Teachers Pay Teachers*

<http://teacherspayteachers.com/store/Upper-Grades-Are-Awesome>

*Blog*

<http://uppergradesareawesome.blogspot.com>

*Facebook*

<http://facebook.com/UpperGradesAreAwesome>

*Special credit to →*



2

Click on the "wonder words" tab. Choose three unfamiliar words and list them below. Write the meanings when you read about them.

Meaning:

Word:

Meaning:

Word:

Meaning:

Word:

Name: \_\_\_\_\_

**Wonderopolis!**

**Wonder of the Day #:**

\_\_\_\_\_

**Wonder of the Day  
Question:**

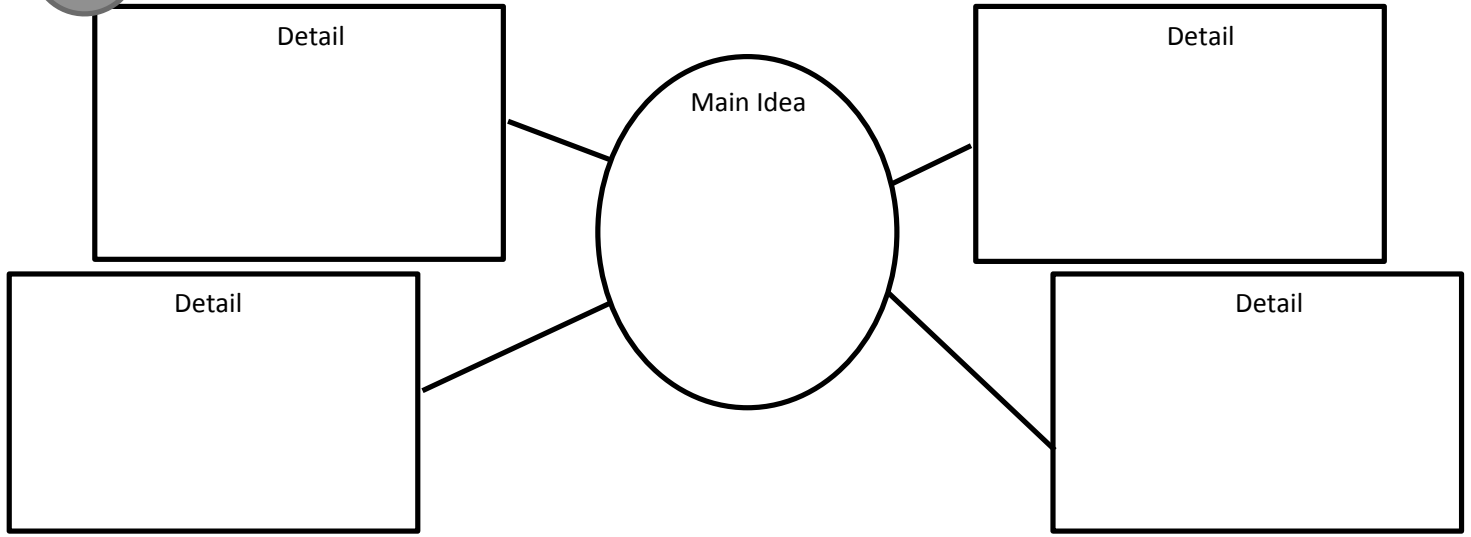
\_\_\_\_\_

1

Before you read the wonder of the day, list what you already know about the topic.

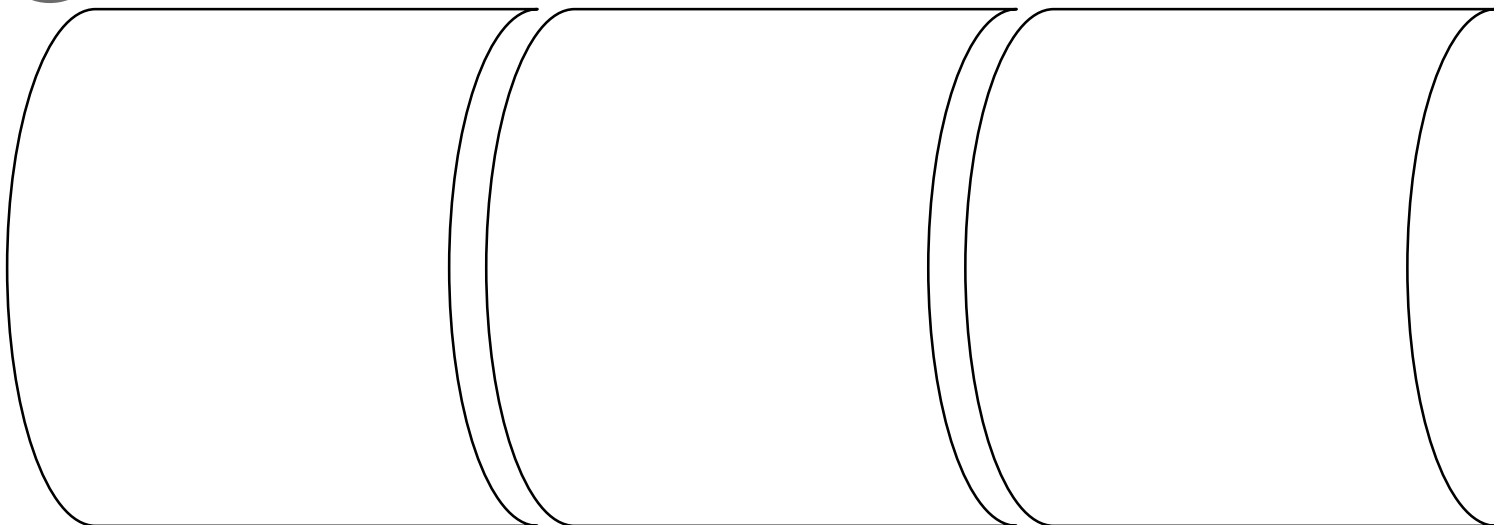
3

Read the article and then fill out the main idea and details web below. Add more details if needed!




4

**Now that you have read the article, explain three new things you learned. Use complete sentences and try to use “wonder words”.**



5

**Use the box to create a drawing or diagram for the Wonder of the Day. Write a caption on the lines below.**



**What questions do you still have about this topic?**

6

