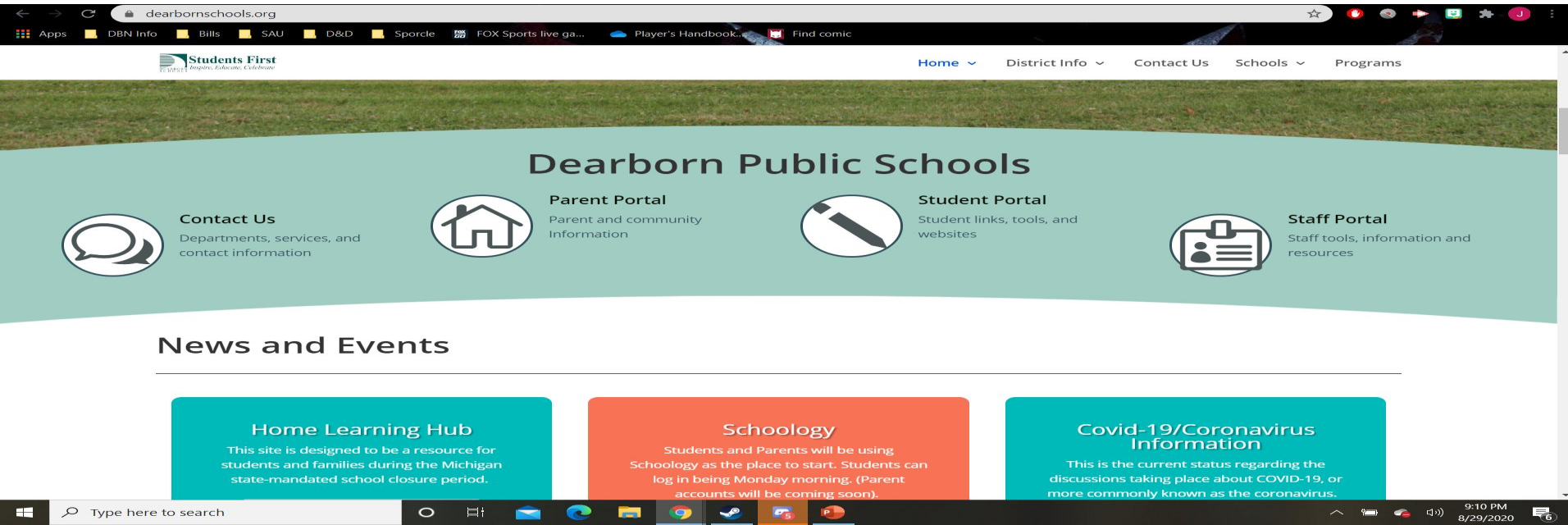


# How to access Schoology

1. Go to the Dearborn Public Schools homepage at: [dearbornschools.org](http://dearbornschools.org)
2. Click on “Student Portal.”




The screenshot shows the Dearborn Public Schools website. The browser address bar displays [dearbornschools.org](http://dearbornschools.org). The website header includes a navigation menu with links: Home, District Info, Contact Us, Schools, and Programs. Below the header is a large teal banner with the text "Dearborn Public Schools". Underneath the banner are four circular icons with corresponding text: "Contact Us" (departments, services, and contact information), "Parent Portal" (parent and community information), "Student Portal" (student links, tools, and websites), and "Staff Portal" (staff tools, information and resources). Below the banner is a section titled "News and Events" which contains three colored boxes: "Home Learning Hub" (teal), "Schoology" (orange), and "Covid-19/Coronavirus Information" (teal). The "Schoology" box contains the text: "Students and Parents will be using Schoology as the place to start. Students can log in being Monday morning. (Parent accounts will be coming soon)." The "Covid-19/Coronavirus Information" box contains the text: "This is the current status regarding the discussions taking place about COVID-19, or more commonly known as the coronavirus." The Windows taskbar is visible at the bottom of the screen.


dearbornschools.org


Students First  
Respect. Inspire. Educate. Cultivate.


Home ▾ District Info ▾ Contact Us Schools ▾ Programs

## Dearborn Public Schools

 **Contact Us**  
Departments, services, and contact information

 **Parent Portal**  
Parent and community information

 **Student Portal**  
Student links, tools, and websites

 **Staff Portal**  
Staff tools, information and resources

## News and Events

### Home Learning Hub

This site is designed to be a resource for students and families during the Michigan state-mandated school closure period.

### Schoology

Students and Parents will be using Schoology as the place to start. Students can log in being Monday morning. (Parent accounts will be coming soon).

### Covid-19/Coronavirus Information

This is the current status regarding the discussions taking place about COVID-19, or more commonly known as the coronavirus.

Type here to search

9:10 PM 8/29/2020

# How to access Schoology

3. Look for this icon. Click on the large white **S**
4. You will log on using your Dearborn Schools username and password

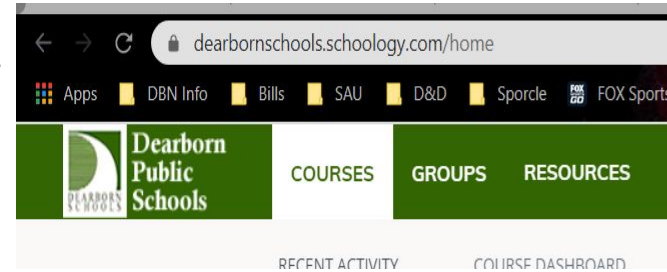
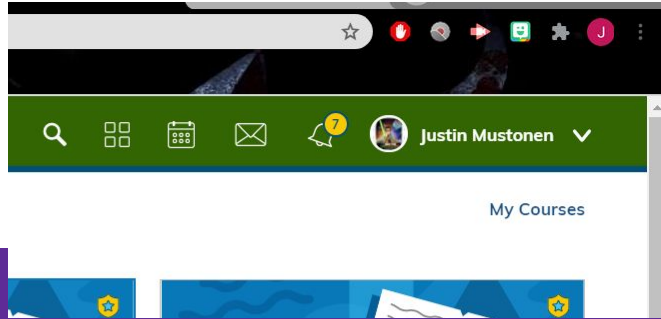


**Your username: Student Number**

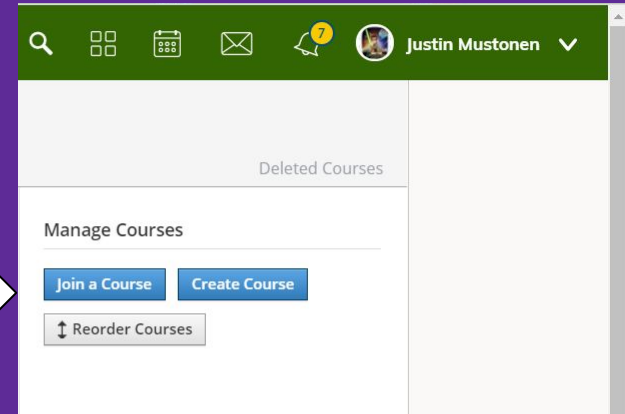
**Your password: Whatever you set it to last year**

# How to access Schoology

5. Once you are on Schoology, click on the “Courses” page.
6. On the right side of the screen click on “My Courses.”

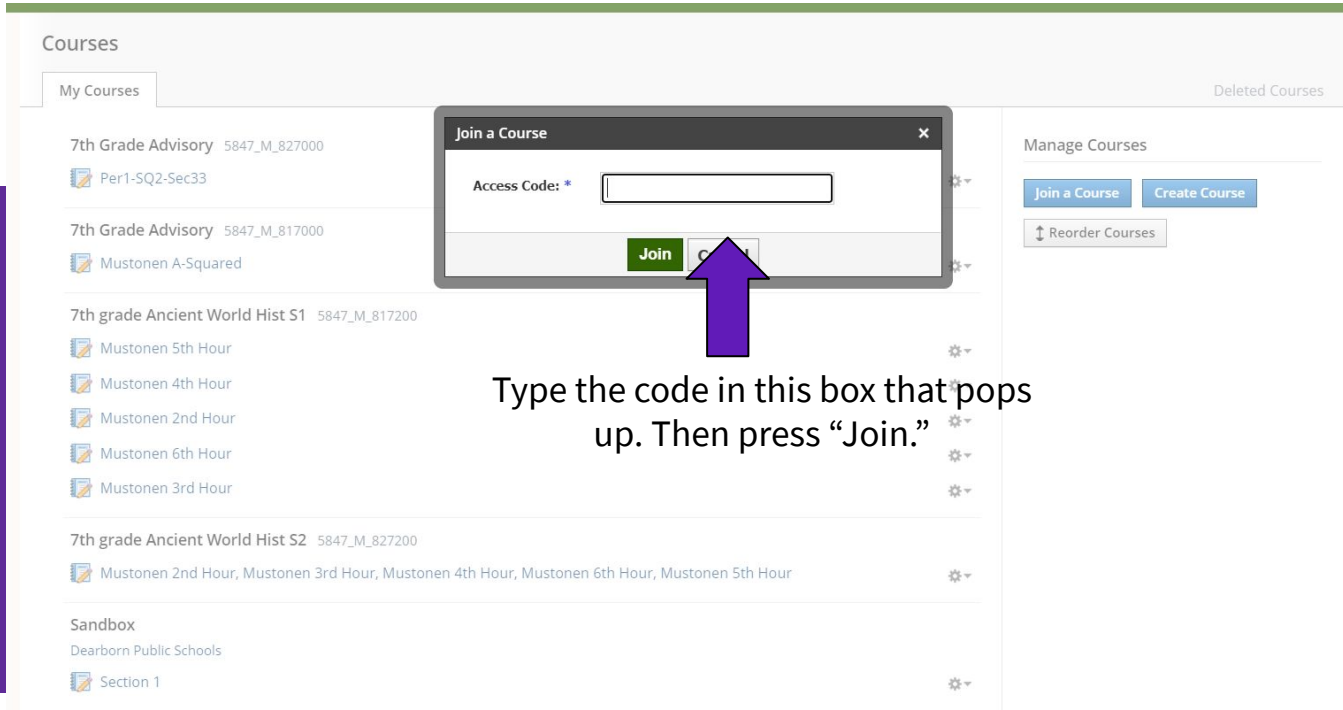


7. On the left side of the page, click on “Join a Course.”



# How to access Schoology

8. Use the access code that I sent to your email to join your hour's schoology course!



The screenshot shows the Schoology 'My Courses' interface. A modal window titled 'Join a Course' is centered on the screen, featuring an 'Access Code' input field and a green 'Join' button. A large purple arrow points from the text below to the 'Join' button. The background shows a list of courses under the 'My Courses' tab, including '7th Grade Advisory', '7th Grade Advisory', '7th grade Ancient World Hist S1', and '7th grade Ancient World Hist S2'. On the right, there is a 'Manage Courses' section with buttons for 'Join a Course', 'Create Course', and 'Reorder Courses'.

Join a Course

Access Code: \*

Join

Type the code in this box that pops up. Then press "Join."

My Courses

Deleted Courses

Manage Courses

Join a Course Create Course

Reorder Courses

7th Grade Advisory 5847\_M\_827000

Per1-SQ2-Sec33

7th Grade Advisory 5847\_M\_817000

Mustonen A-Squared

7th grade Ancient World Hist S1 5847\_M\_817200

Mustonen 5th Hour

Mustonen 4th Hour

Mustonen 2nd Hour

Mustonen 6th Hour

Mustonen 3rd Hour

7th grade Ancient World Hist S2 5847\_M\_827200

Mustonen 2nd Hour, Mustonen 3rd Hour, Mustonen 4th Hour, Mustonen 6th Hour, Mustonen 5th Hour

Sandbox

Dearborn Public Schools

Section 1

# Your first assignment

9. On our Schoology page, complete the following:
  - a. Steps 1, 2, 3, and 4 under The Schoology Grand Tour folder
  - b. Checkpoint Quiz: Did you complete Steps One-Four?
  - c. Step Five: How to make a Discussion Board Post
  - d. Assignment: Make a Discussion Board Post
10. These will be due on Sunday, September 6th, at 6:00 pm

The screenshot shows a Schoology course page for Woodworth Middle School. The course is titled "Mustonen 4th Hour, Mustonen 6th Hour, Mustonen 5th Hour". The sidebar on the left includes options like Course Options, Materials, Updates, Gradebook, Grade Setup, Mastery, Badges, and Members. The main content area shows a folder titled "START HERE: The Schoology Grand Tour!" which is highlighted with a yellow box. This folder contains a checklist of tasks: "Click on this to watch Step One", "Step Two: Dropping down folders", "Step Three: Our Daily Agenda", "Step Four: Bellwork", "Checkpoint Quiz: Did you watch Step One-Four?", and "Step Five: How to make a Discussion Board Post". The folder is marked as "Must Complete" and has a deadline of "8/31/20 12:00am".