


# How to Join Newsela with a Class Code


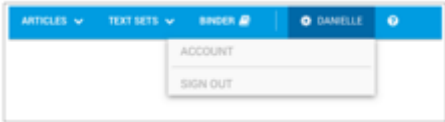

See page 1 for *How to Join Newsela with a Class Link*

## WVNXQQ



### I HAVE A NEWSELA ACCOUNT

1. Visit **newsela.com**.  
If you already have an account, click **SIGN IN**.
2. If you have a school email address click **Sign in with Google**. Make sure you are logged into your Google account.  




— OR —

Enter your username and password.  

3. Hover over your name and click **Account**.  

4. Enter your Class Code **WVNXQQ** and click **Add Class**.  


### IT'S MY FIRST TIME HERE

1. Visit **newsela.com**.  
If you are new to Newsela, click **SIGN UP**.
2. Click on **"I'm a Student."**  

3. If you have a school Google email address click **Sign in with Google**, click **Allow**, and enter Class Code **WVNXQQ**. Make sure you are logged into your Google account.  


— OR —

Enter the information in the fields below.  

4. Click **Sign Up**.  

5. Click **Start Reading**.  
