


Timeline Project

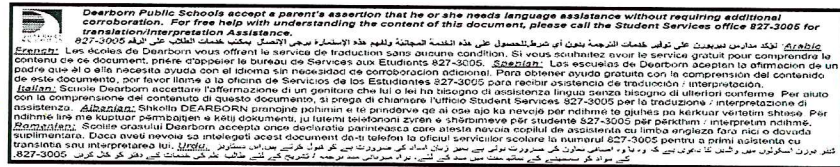
It is time for our students to create a timeline using events from their own lives! This is a wonderful project that allows the students to visually experience their own past and enjoy talking about the past five or six years with you at home!



Please be creative and include pictures, drawings, and short explanations of different times in your child's past. The project should be done chronologically starting with birth and showing something from each year of their lives. Some examples of events that will show their growth and development are as follows: holiday pictures, birthday pictures, sport pictures, first day of school, etc. It is best if your project is displayed horizontally.


Have fun and enjoy taking a walk down memory lane with this wonderful Social Studies project!

Please return this completed project to school by January 23rd.



Timeline Project

It is time for our students to create a timeline using events from their own lives! This is a wonderful project that allows the students to visually experience their own past and enjoy talking about the past five or six years with you at home!



Please be creative and include pictures, drawings, and short explanations of different times in your child's past. The project should be done chronologically starting with birth and showing something from each year of their lives. Some examples of events that will show their growth and development are as follows: holiday pictures, birthday pictures, sport pictures, first day of school, etc. It is best if your project is displayed horizontally.

Have fun and enjoy taking a walk down memory lane with this wonderful Social Studies project!

Please return this completed project to school by January 23rd.

