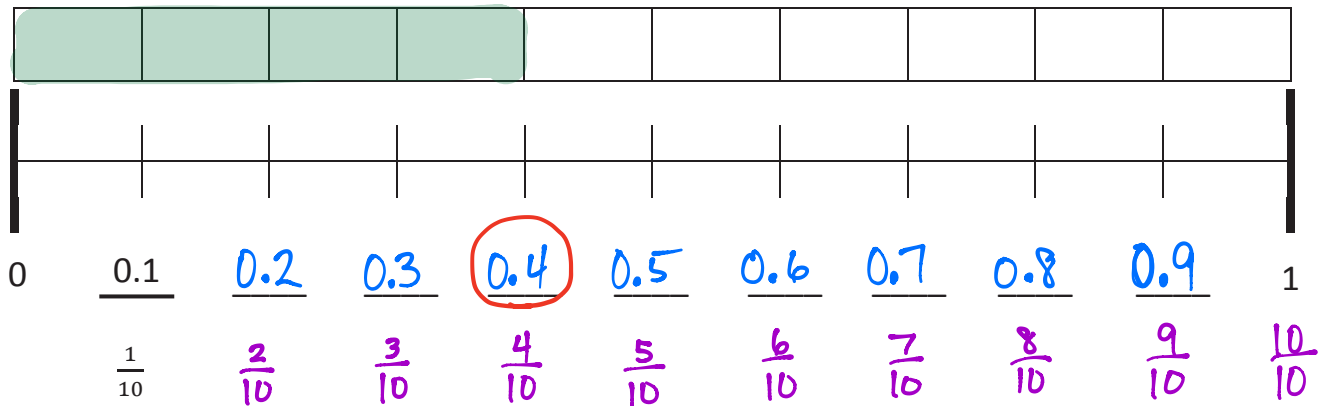


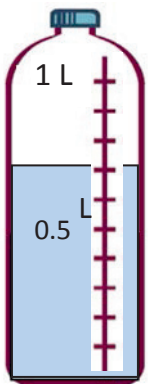
Name _____

Date _____

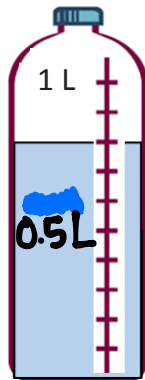
1. Shade the first 4 units of the tape diagram. Count by tenths to label the number line using a fraction and a decimal for each point. Circle the decimal that represents the shaded part.



2. Write the total amount of water in fraction form and decimal form. Shade the last bottle to show the correct amount.



$$\frac{7}{10} \text{ L} = 0.7 \text{ L}$$




$$\frac{8}{10} \text{ L} = 0.8 \text{ L}$$



$$\frac{3}{10} \text{ L} = 0.3 \text{ L}$$

3. Write the total weight of the food on each scale in fraction form or decimal form.




$$\frac{7}{10} \text{ kg}$$



$$\frac{6}{10} \text{ kg}$$

4. Write the length of the bug in centimeters. (Drawing is not to scale.)



Fraction form: $\frac{5}{10}$ cm

Decimal form: 0.5 cm

If the bug walks 0.5 cm farther, where will its nose be? 1 cm

5. Fill in the blank to make the sentence true in both fraction and decimal form.

a. $\frac{4}{10}$ cm + $\frac{6}{10}$ cm = 1 cm

0.4 cm + 0.6 cm = 1.0 cm

b. $\frac{3}{10}$ cm + $\frac{7}{10}$ cm = 1 cm

0.3 cm + 0.7 cm = 1.0 cm

c. $\frac{8}{10}$ cm + $\frac{2}{10}$ cm = 1 cm

0.8 cm + 0.2 cm = 1.0 cm

6. Match each amount expressed in unit form to its equivalent fraction and decimal.

2 tenths	$\frac{4}{10}$	0.4
4 tenths	$\frac{7}{10}$	0.6
6 tenths	$\frac{5}{10}$	0.2
7 tenths	$\frac{2}{10}$	0.5
5 tenths	$\frac{6}{10}$	0.7

Handwritten connections: 2 tenths to 0.2, 4 tenths to 0.4, 6 tenths to 0.6, 7 tenths to 0.7, 5 tenths to 0.5.