
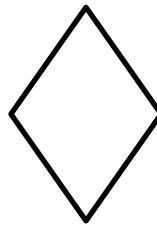

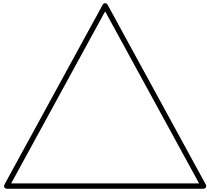


Name: _____

Grade 1: Unit 7 Pre-Test

Follow the directions below.



1.G.1



- 1) Make an "X" in the circle.
- 2) Make a ✓ in the triangle.
- 3) Circle the rhombus.

- 4) Label each shape.

1.G.1



Triangle

Rectangle

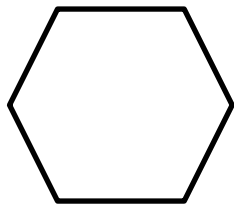
Square

Rhombus

- 5) These shapes are similar because _____

What ways can you put together shapes to make a hexagon?
(Students may use pattern blocks to help them.)

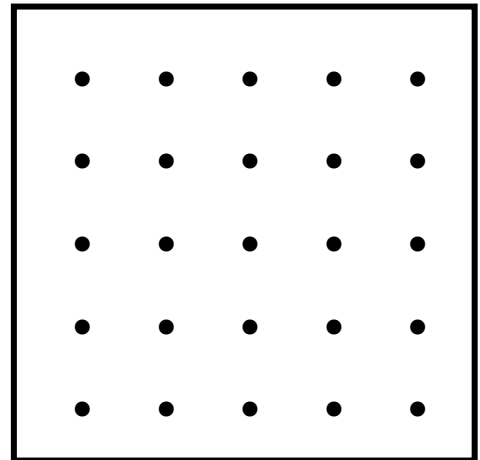
1.G.2



- | | | | |
|----|-----------------------------|-----|----|
| 6) | 3 trapezoids | Yes | No |
| 7) | 3 rhombuses | Yes | No |
| 8) | 3 triangles and 1 trapezoid | Yes | No |


- 9) Draw a shape on the geoboard that can be made with 2 triangles.

1.G.2



What is true about the shape below.

1.G.2



- | | | | |
|-----|-----------------------|-----|----|
| 10) | Its base is a circle. | Yes | No |
| 11) | It is a cone. | Yes | No |
| 12) | It has 6 sides. | Yes | No |

Which number problem(s) have a difference of 4?

1.OA.6

13) $9 - 6$

Yes

No

14) $4 - 8$

Yes

No

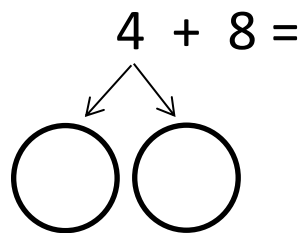
15) $11 - 7$

Yes

No

16) Show how you would find the sum using the strategy, "make a ten."

1.OA.6



_____ + 10 = _____

17) Write 2 addition problems that have a sum of 16.

1.OA.6
