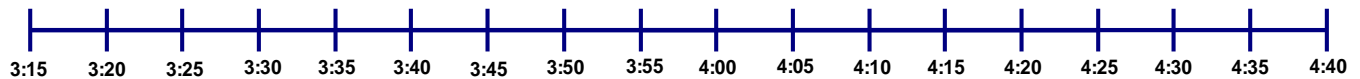


Name: _____

3rd Grade: Unit 1 Pre-Test

Cory leaves home to go to soccer practice at 3:20 and returns at 4:35. How long has Cory been gone? 3.MD.1

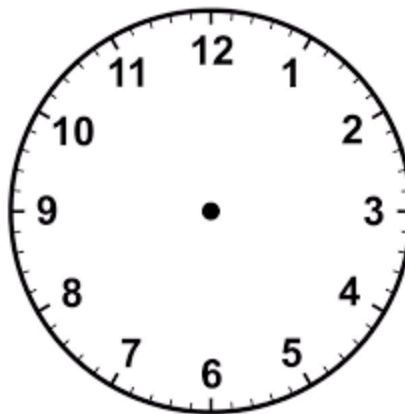
(Use the number line to show your thinking.)



- | | | | |
|----|--------------------|-----|----|
| 1) | 80 minutes | Yes | No |
| 2) | 1 hour 15 minutes | Yes | No |
| 3) | 1 hours 20 minutes | Yes | No |

- 4) On the clock below, draw the minute hand and the hour hand to show 8:35.

3.MD.1




- 5) What time will it be 15 minutes later? _____


Mariam and her friends had a contest on who would read the most books in a month. The table below shows their results: 3.MD.3

Girls	Number of books read
Mariam	9
Tonya	6
Kelly	3
Susie	12

- 6) Create a bar graph for the data above. Write the interval used for the bar graph along with a title to represent the y-axis.

Books Read in May



Let  = 3 books

- 7) How many girls read more than 5 books but fewer than 15 books? _____

- 8) How many more books did Susie read than Kelly? _____

Ali asked some classmates what they ate for breakfast.
The table below shows their response.

3.MD.3

Breakfast	Number of classmates
Cereal	8
Bagels	4
Donuts	6
Eggs	3

- 9) How many more classmates ate donuts than bagels? _____
- 10) How many fewer classmates ate eggs than cereal? _____