


Spelling Menu

Pick one spelling activity for each day. Complete it on notebook paper and turn in on _____. Have a parent or guardian sign on the line after you have completed each activity.

Name: _____




© Create-abilities.

DAY 1	DAY 2	DAY 3	DAY 4
<p>Use sugar, salt, or shaving cream to spell your words.</p> <p>X _____</p>	<p>Write each word using a different color for each letter.</p> <p>X _____</p>	<p>Spell your words with rice, cereal, beans, or pasta and glue on a piece of paper.</p> <p>X _____</p>	<p>Create a word search using all your words. Have a family member solve it.</p> <p>X _____</p>
<p>Write each of your words and then draw a picture to show its meaning.</p> <p>X _____</p>	<p>Type your words on the computer using a different font for each word.</p> <p>X _____</p>	<p>Create a word pyramid for each word.</p> <p>For example: c c a c a t</p> <p>X _____</p>	<p>Write each of your words in dots and then connect the dots by going over them in a different color.</p> <p>X _____</p>
<p>Write your words in bubble or block letters.</p> <p>X _____</p>	<p>Write each word on two separate slips of paper. Then play Go Fish or Concentration with a friend or family member.</p> <p>X _____</p>	<p>Write each word using red for the vowels and blue for the consonants.</p> <p>X _____</p>	<p>Give someone at home a spelling test using your words. Grade their test.</p> <p>X _____</p>
<p>Write each word three times.</p> <p>X _____</p>	<p>Write your words in ABC order.</p> <p>X _____</p>	<p>Pick 5 spelling words and write their definitions.</p> <p>X _____</p>	<p>Type each word on the computer using red for the vowels and blue for the consonants.</p> <p>X _____</p>

Spelling Menu 2

Pick one spelling activity for each day. Complete it on notebook paper and turn in on _____. Have a parent or guardian sign on the line after you have completed each activity.

Name: _____




© Create-abilities.

DAY 1	DAY 2	DAY 3	DAY 4
<p>Write your spelling words in reverse ABC order starting at the back of the alphabet.</p> <p>X _____</p>	<p>Write each word three times.</p> <p>X _____</p>	<p>Write all the vowels in lower case letters and the consonants in upper case letters.</p> <p>X _____</p>	<p>Build your words using magnetic letters or blocks. Take a picture..</p> <p>X _____</p>
<p>Write a story using all of your spelling words. Make sure to underline each spelling word in the story.</p> <p>X _____</p>	<p>Write each spelling word. Then, write a rhyming word for each spelling word that has one.</p> <p>X _____</p>	<p>Write each word with glitter pens, colored pencils, or markers.</p> <p>X _____</p>	<p>Write 2 words that have the same letter touching, like in the game Scrabble. For example: b c a n t</p> <p>X _____</p>
<p>Write your spelling words in fancy, fun, or silly handwriting.</p> <p>X _____</p>	<p>Write all of your spelling words end-to-end as one big train, using different colors for each word. For example: glueshoeit</p> <p>X _____</p>	<p>Write your words using the opposite hand you usually use.</p> <p>X _____</p>	<p>Write each word. Then, go back and highlight each vowel.</p> <p>X _____</p>
<p>Write a riddle for each or your spelling words. Then, answer each riddle.</p> <p>X _____</p>	<p>Vowels are 10 and consonants are 5. Write your words and then add the value of each word.</p> <p>X _____</p>	<p>Come up with a code for each letter of the alphabet. Then, write your words in code. For example: A=□ B=♣ C=*</p> <p>X _____</p>	<p>Have a family member give you a practice spelling test.</p> <p>X _____</p>

Spelling Menu 3

Pick one spelling activity for each day. Complete it on notebook paper and turn in on _____. Have a parent or guardian sign on the line after you have completed each activity.

Name: _____




© Create-abilities.

DAY 1	DAY 2	DAY 3	DAY 4
<p>Fold your paper in half vertically. Have someone scramble all your words on the left. Unscramble them on the right.</p> <p>X _____</p>	<p>Write each spelling word and then write at least two words that can be made from the word.</p> <p>X _____</p>	<p>Write all of your words replacing the vowels with a line. Then, go back and see if you can fill in the vowels from memory using another color.</p> <p>X _____</p>	<p>Write a synonym for each word.</p> <p>X _____</p>
<p>Write an antonym for each word.</p> <p>X _____</p>	<p>Write each word three times using a different color for each word.</p> <p>X _____</p>	<p>Divide each word into syllables.</p> <p>X _____</p>	<p>Create a cartoon strip using at least half of your words.</p> <p>X _____</p>
<p>Write each spelling word in a continuous line to form a picture or design.</p> <p>X _____</p>	<p>Write a newspaper article using half of your spelling words.</p> <p>X _____</p>	<p>Write 5 of your words in glue and sprinkle with glitter, Jell-O, or colored sand.</p> <p>X _____</p>	<p>Classify each word according to its part of speech. (Noun, verb, adjective, adverb, etc.)</p> <p>X _____</p>
<p>Write a conversation between two people that includes at least half of your spelling words.</p> <p>X _____</p>	<p>Sort your words based on part of speech, number of syllables, number of letters, etc.</p> <p>X _____</p>	<p>Write a poem using at least 5 of your words.</p> <p>X _____</p>	<p>Write each word using a pattern of colors. For example: cake</p> <p>X _____</p>

Spelling Menu 4

Pick one spelling activity for each day. Complete it on notebook paper and turn in on _____. Have a parent or guardian sign on the line after you have completed each activity.

Name: _____




© Create-abilities.

DAY 1	DAY 2	DAY 3	DAY 4
<p>Write a tongue twister for each word. Underline the spelling word.</p> <p>X _____</p>	<p>Set a timer for 3 minutes. See how many times you can write your spelling words in that time.</p> <p>X _____</p>	<p>Pick 5 of your words. Write an acrostic poem for each word. For example: Curious</p> <p>Agile Timid</p> <p>X _____</p>	<p>Write a joke for half of your spelling words.</p> <p>X _____</p>
<p>Write your words in your best cursive handwriting.</p> <p>X _____</p>	<p>Draw a circle. Write all of your words inside that circle. Make sure you use as much empty space as you can.</p> <p>X _____</p>	<p>Write each syllable of each word in a different color.</p> <p>X _____</p>	<p>Draw a picture from your favorite book. Hide your spelling words inside the picture.</p> <p>X _____</p>
<p>Each vowel is worth 8 and each consonant is worth 9. Add up the value of each word.</p> <p>X _____</p>	<p>Create a corner with each word by writing it across and writing it down.</p> <p>For example: c a t</p> <p>a t</p> <p>X _____</p>	<p>Write your spelling words forwards and backwards.</p> <p>X _____</p>	<p>Write each word. Then, write it again but leave the last letter out. Then, write it again and leave the last two letters out, etc.</p> <p>X _____</p>
<p>Write each spelling word. Draw a box around each vowel.</p> <p>X _____</p>	<p>Write a letter to your favorite animal using at least half of your words. Underline each spelling word.</p> <p>X _____</p>	<p>Draw your favorite shape. Then, using as much space as possible, write your words inside.</p> <p>X _____</p>	<p>Create a crossword puzzle for your words. Have someone solve it.</p> <p>X _____</p>


Spelling MENU 5

Name: _____

Pick one spelling activity for each day. Complete it on notebook paper and turn in on _____. Have a parent or guardian sign on the line after you have completed each activity.




© Create-abilities.

DAY 1	DAY 2	DAY 3	DAY 4
<p>Vowels are worth a nickel and consonants are worth a dime. How much money are your words worth?</p> <p>X _____</p>	<p>Write your spelling words. Then, trace around the outside of them in a different color.</p> <p>X _____</p>	<p>Draw an alien. Fill your alien's insides with your words.</p> <p>X _____</p>	<p>Spell your words out loud. Stand up for every vowel and sit down for every consonant.</p> <p>X _____</p>
<p>Write each word. Count up the total number of letters used in all your words.</p> <p>X _____</p>	<p>Write a persuasive letter to your principal trying to convince him you need longer recess using at least half of your words.</p> <p>X _____</p>	<p>Hop on one foot as you spell each word. Try to switch legs between words.</p> <p>X _____</p>	<p>Draw a spooky scene. Hide your words inside the picture.</p> <p>X _____</p>
<p>Set a timer for 2 minutes. See how many times you can write your spelling words in that time.</p> <p>X _____</p>	<p>Count the number of letters in each word. Then, write them in order from shortest to longest.</p> <p>X _____</p>	<p>Create a poem using at least 5 of your words.</p> <p>X _____</p>	<p>Pick the 5 words you think are the hardest. Spell them 5 times each.</p> <p>X _____</p>
<p>Spell each word while doing one jumping jack per letter.</p> <p>X _____</p>	<p>Use any kind of paint to paint your words on a piece of paper.</p> <p>X _____</p>	<p>Write all of your words in the shape of a spiral.</p>  <p>X _____</p>	<p>Write each word tiny, normal, and huge.</p> <p>X _____</p>

Spelling Menu 6

Name: _____

Pick one spelling activity for each day. Complete it on notebook paper and turn in on _____. Have a parent or guardian sign on the line after you have completed each activity.




© Create-abilities.

DAY 1	DAY 2	DAY 3	DAY 4
<p>Create your own option and clear it with the teacher.</p> <p>X _____</p>	<p>Write all the vowels in capital letters and all the consonants in lowercase letters.</p> <p>X _____</p>	<p>Create a song using at least half of your spelling words.</p> <p>X _____</p>	<p>Do a sit-up as you spell each word.</p> <p>X _____</p>
<p>Use your body or hands to make each letter as you spell them out loud.</p> <p>X _____</p>	<p>Draw a fun place to visit. Then, hide your words inside the picture.</p> <p>X _____</p>	<p>Write each spelling word in ABC order.</p> <p>X _____</p>	<p>Draw a picture for each spelling word. Put each word inside its picture.</p> <p>X _____</p>
<p>Write your spelling words in crazy, but readable, handwriting.</p> <p>X _____</p>	<p>Type your spelling words using a different font and a different color for each word.</p> <p>X _____</p>	<p>Using an imaginary pencil, write each spelling word in the air. Then, write them on paper.</p> <p>X _____</p>	<p>Write all of your spelling words end-to-end as one big train, using different colors for each word.</p> <p>For example: glueshoeit</p> <p>X _____</p>
<p>Run in place as you spell each word.</p> <p>X _____</p>	<p>Write a note to a monster using at least half of your words. Underline each of your spelling words.</p> <p>X _____</p>	<p>Write a tongue twister for each of your words.</p> <p>X _____</p>	<p>Pick your 5 hardest words and write them 6 times each.</p> <p>X _____</p>


Spelling Menu 7

Pick one spelling activity for each day. Complete it on notebook paper and turn in on _____. Have a parent or guardian sign on the line after you have completed each activity.

Name: _____




© Create-abilities.

DAY 1	DAY 2	DAY 3	DAY 4
<p>Draw a bug. Then, fill your bug up with your words.</p> <p>X _____</p>	<p>Draw a picture for each of your words showing it's meaning. Write each word next to its picture.</p> <p>X _____</p>	<p>Write your words backwards.</p> <p>For example: cat ---> tac</p> <p>X _____</p>	<p>Write all of the consonants in green and all the vowels in blue.</p> <p>X _____</p>
<p>Write a silly sentence for each of your words. Underline each spelling word.</p> <p>X _____</p>	<p>Create your own option and clear it with the teacher.</p> <p>X _____</p>	<p>Each vowel is worth a dime and each consonant is worth a quarter. How much money are your words worth?</p> <p>X _____</p>	<p>Write all of your words in the shape of a spiral.</p>  <p>X _____</p>
<p>Write a short story using all of your words. Underline each spelling word.</p> <p>X _____</p>	<p>Use sugar, salt, or shaving cream to write your words.</p> <p>X _____</p>	<p>Create a word pyramid for each word.</p> <p>For example: c c a c a t</p> <p>X _____</p>	<p>Give someone at home a spelling test using your words. Grade their test.</p> <p>X _____</p>
<p>Pick 5 spelling words and write their definitions.</p> <p>X _____</p>	<p>Write your words in bubble or block letters.</p> <p>X _____</p>	<p>Write each word on two separate slips of paper. Then play Go Fish or Concentration with a friend or family member.</p> <p>X _____</p>	<p>Spell your words with rice, cereal, beans, or pasta and glue on a piece of paper.</p> <p>X _____</p>

Spelling Menu 8

Pick one spelling activity for each day. Complete it on notebook paper and turn in on _____. Have a parent or guardian sign on the line after you have completed each activity.

Name: _____




© Create-abilities.

DAY 1	DAY 2	DAY 3	DAY 4
<p>Set a timer for 5 minutes and see how many times you can write your spelling words.</p> <p>X _____</p>	<p>Pick 5 of the hardest words and write them 5 times each.</p> <p>X _____</p>	<p>Create your own option and clear it with the teacher.</p> <p>X _____</p>	<p>Type your words on the computer using a fancy font.</p> <p>X _____</p>
<p>Write your words in reverse alphabetical order.</p> <p>X _____</p>	<p>Write a letter to the President of the United States asking him to do or think about something that is important to you. Use at least 5 of your words. Underline those words.</p> <p>X _____</p>	<p>Hop on one foot while spelling each word out loud. Try to switch feet between words.</p> <p>X _____</p>	<p>Write each spelling word. Then, write a rhyming word for each spelling word that has one.</p> <p>X _____</p>
<p>Write a story using all of your spelling words. Make sure to underline each spelling word in the story.</p> <p>X _____</p>	<p>Write 5 of your words in glue and sprinkle with glitter, Jell-O, or colored sand.</p> <p>X _____</p>	<p>Have a family member give you a practice spelling test.</p> <p>X _____</p>	<p>Come up with a code for each letter of the alphabet. Then, write your words in code.</p> <p>For example: A=□ B=¢ C=*</p> <p>X _____</p>
<p>Write a synonym for each word.</p> <p>X _____</p>	<p>Write each word three times using a different color for each word.</p> <p>X _____</p>	<p>Classify each word according to its part of speech. (Noun, verb, adjective, adverb, etc.)</p> <p>X _____</p>	<p>Write all your spelling words in a continuous line to form a picture or design.</p> <p>X _____</p>

Spelling Menu

Pick one spelling activity for each day. Complete it on notebook paper and turn in on _____. Have a parent or guardian sign on the line after you have completed each activity.

Name: _____




© Create-abilities.

DAY 1	DAY 2	DAY 3	DAY 4
<p>Fold your paper in half vertically. Have someone scramble all your words on the left. Unscramble them on the right.</p> <p>X _____</p>	<p>Create a cartoon strip using at least half of your words.</p> <p>X _____</p>	<p>Sort your words based on part of speech, number of syllables, number of letters, etc.</p> <p>X _____</p>	<p>Write each word. Then, write it again but leave the last letter out. Then, write it again and leave the last two letters out, etc.</p> <p>X _____</p>
<p>Draw a picture of your favorite holiday. Then, hide your words inside that picture.</p> <p>X _____</p>	<p>Draw a triangle. Write all of your words inside that triangle. Make sure you use as much empty space as you can.</p> <p>X _____</p>	<p>Write each syllable of each word in a different color.</p> <p>X _____</p>	<p>Do a sit-up as you spell each word.</p> <p>X _____</p>
<p>Create a cheer for each word. Write down 3 of your cheers.</p> <p>X _____</p>	<p>Write your words in rainbow colors.</p> <p>X _____</p>	<p>Create a corner with each word by writing it across and writing it down. For example: c a t a t</p> <p>X _____</p>	<p>Each consonant is worth one dollar. Each vowel is worth five dollars. How much money are your words worth?</p> <p>X _____</p>
<p>Draw a heart. Fill up as much space inside the heart as you can with your words.</p> <p>X _____</p>	<p>Write a letter to a Leprechaun persuading him to give you his gold. Use at least half your words. Make sure to underline them.</p> <p>X _____</p>	<p>Create a poem using at least 5 of your words.</p> <p>X _____</p>	<p>Write each word. Count up the total number of letters used in all your words.</p> <p>X _____</p>


Spelling Menu 10

Name: _____

Pick one spelling activity for each day. Complete it on notebook paper and turn in on _____. Have a parent or guardian sign on the line after you have completed each activity.



© Create-abilities.

DAY 1	DAY 2	DAY 3	DAY 4
<p>Create a word pyramid for each word.</p> <p>For example: c c a c a t</p> <p>X _____</p>	<p>Write each of your words in dots and then connect the dots by going over them in a different color.</p> <p>X _____</p>	<p>Write a tongue twister for each of your words.</p> <p>X _____</p>	<p>Use any kind of paint to paint your words on a piece of paper.</p> <p>X _____</p>
<p>Write your words in bubble or block letters.</p> <p>X _____</p>	<p>Each vowel is worth 8 and each consonant is worth 9. Add up the value of each word.</p> <p>X _____</p>	<p>Draw a cube. Write all of your words inside that cube. Make sure you use as much empty space as you can.</p> <p>X _____</p>	<p>Write an antonym for each word.</p> <p>X _____</p>
<p>Write each word three times.</p> <p>X _____</p>	<p>Try adding or changing 1 or 2 letters in your words to create a new word.</p> <p>For example: cat --> bat</p> <p>X _____</p>	<p>Write your words in your nicest cursive.</p> <p>X _____</p>	<p>Write a newspaper article using half of your spelling words.</p> <p>X _____</p>
<p>Write all of your words in the shape of a spiral.</p>  <p>X _____</p>	<p>Count the number of letters in each word. Then, write them in order from shortest to longest.</p> <p>X _____</p>	<p>Pick 5 of your words. Write an acrostic poem for each word.</p> <p>For example: Curious Agile Timid</p> <p>X _____</p>	<p>Write each word tiny, normal, and huge.</p> <p>X _____</p>