


# Soap Cloud



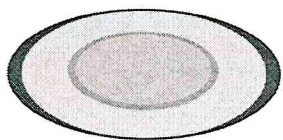
- Visual directions
- Tools and Materials List
- Sequencing Page
- Worksheets
- Visuals
- Survey

*Simply Special Ed*




# Soap Cloud

1




Place Ivory Soap on a plate

2




Microwave the bar for 2 minutes

3



You will notice it start to change after 20 seconds.

4





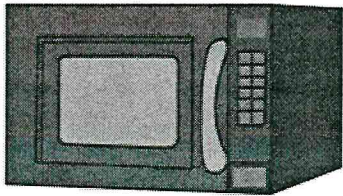
Watch as it grows into a cloud.

5

Let it cool and play with the soap!

# Soap Cloud

## *Tools & Materials*

|   |   |
|---|---|
| 1 |  Plate       |
| 2 |  Ivory Soap  |
| 3 |  Microwave |

Name:

Date:

% Independence:

# Sequencing

|   |  |
|---|--|
| 1 |  |
| 2 |  |
| 3 |  |
| 4 |  |
| 5 |  |



Name:







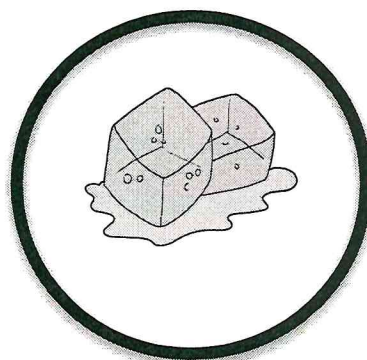


Date:

% Independence:

# Cooking


## *Tools & Materials*

What did you use?




# VISUALS


*Cut and Laminate*




plate



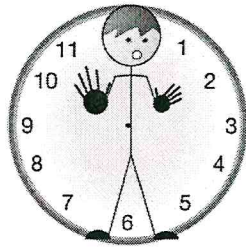
Ivory Soap




Microwave



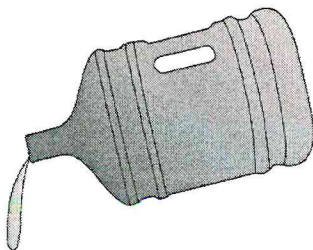
grow



wait



cloud



pour



shake



wash



Name:

Date:



% Independence:

# How was it?

What experiment did you do?

---

How did it work?



Would you try again?

