

30



Things

You





Gotta do

Before



You're

12!



Mr. Grezak's Class

1. TAKE A VACATION



Did you know that shivering timbers at Michigan adventure goes over 125 feet high and goes over 65 mph! First you have to find the place and if it's too far choose again. Second look up the weather. You don't want to get caught in the rain because then all the outdoor activities will be ruined so you would be inside but that is where everyone else is so find an activity that not a lot of people like. If it's really nice out there will be a lot of people outside so wait a few hours and have an early lunch or dinner so you can get into the activity while everyone is eating. Even if it's a nice day being caught in a traffic jam won't be fun. So look up the amount of people that go there the time of year that you go. Third you want to know the activities that they have because you don't want to have a boring vacation. It is also important to know the activities because if you have kids depending on the age some places might be for older kids. If your kids are 1 to 4 years old a fair might be more appropriate. If your kids are in the age group of 5-7 the great wolf lodge might be good. If your kids are 8-11 then Michigan adventure would be appropriate. If your kids are 11-15 try cedar point. It should be something your whole family agrees on. Last but not least you should know the cost. It can't be too much. Water parks roller coasters and a whole lot of fun. These are things you find on vacation!

2. Help a Wildlife or Nature Center



When you look at the title you might be like "Why should I care about wildlife," or how in the world am I supposed to do that?" Well first of all you should care because soon if not enough people care about wildlife some animals will be extinct (wiped-out forever). Second it is very easy to help a wildlife or nature center. First see how much help the center needs by making sure you ask the center what they need, when you can help, and what kind of animals they have. Also tell an adult what you're planning so they can help you. Maybe you should meet the animals at the center. Make sure you have the time to do what they need. Some ideas are that you could have a place where people drop their change and then you could give the money to a center. Or you can have a food drive but for animals. Or you can sell some stuff and donate the money to a center or take care of animals at an adoption center. But if you want to help out at a center make sure no one in your family is allergic to animal fur or animals. Also make sure you wear gloves and wash your hands after your done taking care of the animals so you don't get any germs from the animals. Now you may think where can I find a wildlife center? Well if you go on the internet you may find a center close to you. Dogs, cats, turtles, owls, fish, frogs, insect, wolfs, snakes, dolphins, tigers, seals, lions, penguins, cheetah, squirrels, chipmunks, duck, chicken, kangaroo, rooster, the list could go on and on ,they may be very calm or very hyper ,harm less or dangerous , not cool or awesome ,trained or wild but there all living things. So why not start right now and help a wildlife center today.

3. Go on a Wild Animal Safari




Did you ever want to go out into the wild and see many unique animals running around? That's just what it's like on a wild animal safari. A safari is a place with many people looking at animals just like a zoo but without the cages. Just find a nice safari on the internet, pack water, snacks and a camera if you want. The safari has many things you can look at and learn about like the safari has many animals like zebras, lions, gazelles and giraffes. Lions are carnivores which mean they eat meat. In the safari lions lay around on rocks. Gazelle and zebras are grazers which mean they eat grass not meat. Gazelles have horns and zebras have stripes which protects them from lions by camouflage because since zebras have black and white stripes, they can hide in tall grass since lions are color blind, so the grass looks black and white too. Giraffes are covered in brown spots and they have a long neck to reach leaves on trees so it can eat. The amazing varieties of animals are great in a safari. You can also learn and look at the objects in the safari like the safari has large rocks that the lions lay on, the grass is very tall and there aren't many trees in a safari. But if you do anything bad in a safari you'll get kicked out. Don't harm any animals, or yell and shout bad things at animals and don't throw things. Also if you want you can feed giraffes animal crackers. While you're at the safari you can look at these amazing animals and enjoy. You may be sad when you leave but don't worry the safari isn't going anywhere so you can come back any time!

4. Make Your Own Pizza



Mouth watering pizza sauce, warm melted cheese and crispy, flaky crust! You can have all these things if you ... make your own pizza!!!! Call your Grandma or Mom and ask her if you can make a pizza with them! Then you have to decide what kind of pizza you want! Do you want it round or deep-dish (square)? There are many great things about round and deep-dish! Here is one example for each pizza! Round pizzas have bigger pieces, so you can have one piece instead of two! But deep dish pizzas have corners, so they are easier to hold! Now, all that's left is to decide which kind you like best! Then check for yummy ingredients. First make the crust, then make the sauce. After that, top it off with delicious toppings! Some yummy toppings are pepperoni, sausage ,bacon or even just cheese! Once you finish your master piece, pop it in the oven! After you let it bake for a while, take it out f the oven! Whenever you need to use an oven, make sure you have an adult nearby. Also, make sure you wear oven mitts and turn off the oven when the pizza is done. Lastly, be careful not to drop the pizza! As you open the oven door, the delicious smell comes drifting towards you and your mouth will water! Finally! It's done!! Now you get to eat your yummy pizza! But make sure you have napkins! Because your mouth will water!

5. Try to find a new website




Every time you go on the internet it's the same old games, same old videos, same old boringness, it's boring. When you try a new website you never know what you might find. Always tell an adult when going on the internet. First it depends what you are looking for, because if you just search something like awesome sites you will end up with a million sites with useless junk, so if you are looking for math games you should search something like www.coolmath.com or www.awsomemath.com. You will get to a Google list that matches your search, you should now click something that looks okay for kids. What are you waiting for? WEBSITES ARE WAITING FOR YOU! But sometimes you will find websites that aren't okay. You should always let a trusted adult check the website if it's okay.

Suggested Websites


1. Scratch Web
2. Roblox
3. Cool math
4. Hooda math
5. Disney Channel
6. Cartoon Network
7. You Tube (only approved videos)

6. LEARN A SECOND LANGUAGE



Ni-hao. Bonjour. Jambo. Konnichiwa. Guten tag. If there are hundreds of languages, why should you only know English? If you can speak another language, you might be able to speak to someone on the other side of the globe! If you are now thinking of learning a second language, ask your parents to go to a special kind of school. If they say no, you can go to websites like www.Mango.com, which is a website that you can learn languages. Google translate can help you know what an unknown word means. Spanish is an easy, popular language and is highly recommended by many people. Places to learn Spanish are everywhere. Chinese is getting popular, so Chinese is a good choice. If you do not want to learn a language, you can make your own! Your language can be simple or complex. A written language can be used as a code. Languages have unlimited possibilities!

7. Start a collection



Have you ever looked at those rocks you snuck in your pocket when you were a kid and thought, "these are useless?" Well think again! You could start a collection. You can collect anything from rocks to coins to dolls or even just erasers! If you don't know what to collect base it on what you like example: shiny things maybe collect coins, if you have a lot of favorite celebrity's you could collect autographs! But don't stop collecting, they could have more value when you're older, in fact they could be 50 x the value the value they were when you were younger. While you think about collecting have to go pick a flower that's about to blow away for my collection!

8. Watch a scary movie



Did you know that watching a scary movie makes your heart rate go up and make you breathe faster? Then you should watch a scary movie soon. First think of a good, scary movie on DVD, Netflix or OnDemand. When you have found one, you should see what the rating is. If it is PG or more, then ask a parent to watch it with you. If you find more than one movie, put them into groups from best to worst and chose one. After you have found a good movie that is suitable for you, ask your parents if you can watch it, if you can't watch it find another movie. After you have found a good movie to watch, you can chose to invite a friend. Make sure that their parents are Ok with it, if they can't come over, find another friend. After your parents have said that you can watch the movie you chose and/or invited a friend to watch it with you, you could pop some popcorn or crackers to eat while you watch the movie. Now sit back and enjoy the show!

#9 Go camping with your family.



Have you ever gone camping in the woods? If you haven't the first thing you need to do is plan where you're going. First you need to find out if the camp site is near you and if your parents can afford it. Then get your food and water. Maybe you like chips. Or maybe you want lemonade. Now for entertainment. So many things like for say maybe an iPod, or a radio are things you can use to have fun. Next plan for a fire. Make the fire far away from flammable objects. Gather some wood and make sure it's dry. Now you need something to start the fire like maybe a lighter. Then make sure it's not going to rain. Then plan for activities like fishing, biking, hiking, rock climbing, and berry picking. You will also need a tent and a sleeping bag. You can also bring a friend if it's okay with their parents and your parents.

#10 Watch a Super Bowl.



Cool Ad's, an epic halftime show, and so much adrenaline that everybody's hyped up! Do you know what I'm talking about? If you don't then watch it this year, I'm talking about the Super Bowl! Watch the ads, people pay big money to get them on the super bowl, and are mostly funny, like LMFAO showing up at the wrong halftime, or the naked M&M's, or the apocalypse-surviving Chevy's. The Halftime show ranges from Eminem to Lady Gaga, from the Black Eyed Peas to Nicki Manaj! Make sure you plan around it. Where are you going to watch the game? Do you have work in the morning? How long are you going to stay up? Also can you take the day off? Do you need to get dinner/snacks or clean the house? So ask yourself this and be ready for the Super Sunday! Awesome team vs awesome team, AFC vs NFC, Don't forget about the football! Every second is pressure on the teams, but they live through it because they are the best football teams in the world! (NOT the soccer version of football) Also record it because you'll want to watch it again and again. AFC vs NFC, hotdogs, ad's, shows, planning, all of it is a sure sign of a good time! (The Super Bowl)

11. TRY OUT FOR SOCCER



Dribble, pass, score! That's what happens when you play soccer. But when you play try out soccer you take it to a whole new level. Before you try out for soccer you defiantly need to know how to play it. This is how you play. 1. You use your feet except the goalie who saves goals. 2 There are two goalies [one for each team]. 3 The other players are defense and offense [two offense two defense], offense scores defense gets the ball from theater team before they score. Now here are the steps to try out for soccer First go online and if you have goggle or any other search resource then type in soccer tryout teams then see what team you like best ,also make sure that league has your age group. Then check your tryout date and see if it is good with your parents. Then if you try out you will need the right gear including shin guards ,soccer socks, cleats ,a water bottle, and a soccer ball. Always be ready for anything ,so for intense your teammate could pass to you .so what do you want ,Do you just want to stand there or do you want to get a goal? You probably want to get a goal. Before you tryout you may want to practice a little, practice makes perfect! Finally try your hardest , and if you don't make the team just know that you tried your best and maybe next year you will get on the team.

12. Try a New Food or Flavor



Turtle eggs, dikon and chili cupcakes? They may sound gross to you but have you tried them? Probably not. But you never know unless you try .So research on the internet. Find something new or at least pretty unique. It can be a new flavor. Find out where you can get it. Can you get it at your local store? Or do you have to go to China, India or another special country. Or cupcake wars, an organization that goes to special events and makes zany cupcakes. You never know. Can you afford it? It might be expensive. Say you want to try caviar or fish eggs. Caviar is extremely expensive. So are truffles and not the chocolate kind. The rare mushroom kind. Find out if you are allergic to it. Medical stuff is very important. Say it has peanuts and you are one of those people that have a severe allergy to peanuts. If you eat it, you could be in big danger. Consult your doctor to see if you are allergic to anything. It might save your life. Finally, you get to try it. You are finally there after hours of planning. You are at the place where you eat it. Now just eat it no matter how disgusting it looks or how gross it sounds. It may be good, it may be bad. Even if its name is weird it might not. When you take that first bite, a wide smile might come upon your face.

13. Go to a circus



Have you seen an acrobat show or magic show? NO? Well, if you go to a circus, there will be about 5 shows going at once. You MIGHT have been to a magic show, or maybe a stunt show. But when you go to a circus, it's time to have some real fun. First, you have to find a circus near your house. Sometimes it is not worth it to drive for over an hour just to see acrobats and magicians. But a drive under an hour will be worth it! A few good ways to find a circus would be the internet, road signs, or you could ask around and read the newspaper. You may even find one on the news! There are also magic tricks. Not the kind you would see at a magic show, but real magic. There are people riding on elephants. There are awesome acrobats that do all sorts of crazy stuff. There is one more thing you should do; try to win a prize!!! At the beginning, you get a ticket with a number on it. If the person calls your number, you win a prize! You can win prizes from bicycles to wiis, you name it! Real goldfish, iPods, toys; almost anything a person would want. But remember, you only have a 1/1,500 chance to win so keep your fingers crossed. There is candy to eat. Now, you gotta do this before you're 12, because it won't be much fun when you grow up.

14. SEE AN EXOTIC ANIMAL



Crazy, funny, smart, these all describe what an animal might be, and all of the exotic ones are just waiting for you! Like the toucan, a crazy bird with beautiful colors, or the parrot, a smart and funny bird that can be taught tricks easily, so let the fun begin! First, ask an adult to see when you can go and also ask if you even can go. Second, let's say your sister/ brother really likes sloths but you don't, don't stand around like a sloth! Make sure to see a big selection of animals. But check and make sure the weather is just right because the animals just might be outside. If you are going to an outside show, make sure it's not raining because if you are it will probably be canceled. If you are going to an outdoor exhibit, it might just be closed all together. If you can only go on a day it's raining ask your parents if you can still go, make sure to bring the equipment that you need for the weather. Third, make sure the place that you pick has other activities with the animals. Remember it doesn't matter if it's inside or outside, as long as you have fun. Last, remember to bring a camera with you so you can take pictures and remember the time that you went. Now you're all set to go to see some exotic animals. Have fun!

15. Own a pet




Birds, crustaceans, mammals, there are many choices for pets. Look in a pet store, for something unique. Interact with your new friend and feed it what it needs. When you are on a trip, give it enough food & water and don't feed anything that's poison to them. If it eats a lot of food, give it a pile, one as big as this paragraph. On your trip, look for places that you are SURE have animals that won't kill you. If you're on a trip and you see an animal you want as a pet, research if there is a pet store that sells them, if they don't, don't try to capture it from the wild.

Have fun with your friend and clean it's cage. If it is too full, quickly throw everything that the pet doesn't need out. Play with your pet often, keep it happy and let it go after a while unless you bought it. Don't let anything that wants to kill or eat it even get NEAR your pet. If your pet dies, try not to be too sad and if it had children, you can take care of those.

Don't get too stressed! If your pet bites you, just whack it with something that won't kill them. Don't cause its death, which could be another animal attacking (not keeping it away, humans count), feeding it too much, keeping it hungry (not feeding it), etc.

16. *Ride a horse*



Tar black, chocolate brown, snow white horses come in many colors. Why not ride one? But before that you should search the internet for a place that you could ride a horse and that your family will enjoy. Horse or a pony? You decide! Horses are a lot faster than ponies. But ponies despite their size bring young children lots of fun. Why not try a horse? Horses are faster than most ponies and you can get a better view of what ahead of you. Why not try a pony? They are small but fast. Maybe not as fast as a horse, but their smaller bodies give them great quickness. Safety first! When you ride a horse or a pony you should always think safety first! When riding a horse you should always wear a helmet. Wearing a helmet is important because horses can be very vicious, and when unhappy or angry they will kick and try to make you fall off. Ponies are friendlier and are made for younger children. Since ponies are more friendly, you don't need to wear a helmet, a pony will just trudge along at a good pace. Choose a color, choose a size. There are many different colors and sizes of horses and ponies. There are plump ones thin ones and just the right size ones. There are many colors too! Black, white, brown and polka dotted too. Now it's your turn to be creative with the colors and sizes. Kick your leg over the back of a horse and enjoy the wind slapping against your face. And feel it rippling through your hair. You'll be fascinated by these amazing creatures.

17. *Join a Karate Class!*




White, orange, green, brown, red, blue, black belts, blocks, kicks, punches, - karate! Try a new sport or do something in your spare time. Try karate. In karate you learn self defense, stay active, exercise, and have fun. To join you need to search the internet for a good and affordable karate class. Ask your parents and see if you can join the class. When you join you need to try your best and test so you can be a higher rank. If possible ask your parents if you can go to an upcoming tournament. During tournaments you see the grandmaster, win trophies, medals, and even ribbons. You can do so much, if you do it for a really long time you can become a black belt, or even a master. Karate will be really help you exercise, have fun, stay active, and learn self defense.

18. GO TO THE ZOO



When you are thinking to go somewhere, why not go to the zoo? There are many neat and awesome, cool, animals at the zoo like reptiles, amphibians, mammals, insects, and more great animals. Before you go, you should pack up thing like sunglasses (if sunny), water, food, and other things you will need at the zoo. While at the zoo you should get a map and go to the polar bear exhibition if it gets hot. Go to the camel exhibition if it gets cold at the zoo. You can go anywhere to see animals. If you run out of water or food there sometimes are little houses that have food you could buy from. Have fun at the zoo the rest of the day!

19. Have a Sleepover



" Ha Ha"

" Lights out"

" Flick"

Scary story time.

A sleepover is a fun, laugh filled time to hang around with friends and family. When it's time to play in the dark you could play hide - and - seek - in - the - dark. When it's your turn to count to 20, everybody will scramble and leave you in that dark room. When you search through every room you will hear everything and see nothing. You will think that your alone, but you are mistaken. Everybody is starin you down. You will feel almost everything but you won't feel them. It will be scary when everybody is a ghost to you. When you search for a long time, you will find your friends and you are done. MOVIE TIME! When it's movie time you could watch a scary movie but silly movies are the best. Also when your watching a movie you should eat popcorn and candy. " Time to go to bed", your mother will say. Everybody will run to bed, your mom will say good night and will flick the light off. Once the tip-tap of your mom's feet are silent you will probably grab a flashlight, a scary book or a good book but good books are the best. you might read all night until you are tired and you can't read anymore. When you are sleeping tight your mom will sneak a peak of you and make sure you are all right. She will think you just fell asleep, but you didn't.

20. EXPLORING A COUNTRY



Have you ever wondered about a far away country? If you're into geography, then this is a good project for you. You can explore a country near or far from your home, or a country you don't know about. A few things you can study are the culture, fashion, or the country's most popular language. A few pointers for learning a new language are: Be patient and positive about it. You'll never just how hard it will be! And, also keep trying! You can achieve many things if you keep trying!

If you want to go to the country you are studying, you should make sure you have all the required vaccines, learn of any animal dangers, close tourist attractions, and how you're getting around. Whether you're driving, flying, or sailing staying at a friend's or renting a house, **ALWAYS** plan how much the trip will cost, from the food to the clothes to the souvenirs. Also, what the weather is like the time of year you are going and what supplies you need. Make sure you bring sunscreen if it's sunny, winter coat if it's cold. Lastly, make sure you bring your passport so you can get back home!

21. PLAN A TRIP TO A ZOO



Elephants, kangaroos, bears, wolfs, tigers and lions are just some animals you could see if you went to the zoo. If you like animals then the zoo is the place for you. How nice it would be if you were to take all the pressure off your parents by planning a trip to the zoo for them plus it would make you feel good inside .First find out all the information like whose coming .What kinds of animals does your family like to see? Some zoos only have some animals like lions and tigers and nothing interesting like a playground or a petting zoo,you are able to touch all the animals around you in a petting zoo. What's the environment some zoos are really hot and sometimes it is way too cold at that time of year .Will it be busy? Sometimes at zoos they having a limited amount of people allowed in at one time ?Are there only going to be a little bit of space to walk around so chose somewhere big and roomy .Are they having a limited time only animal because if so it will be pretty busy. Does a younger family member like hands on exhibits? Because some zoos like the Detroit zoo have hands on exhibits so that you can experience feeding a baby panda or maybe feel lions fur and stuff like that would you need a rental stroller or wheelchair if you said yes to any of these questions remember all these things if you plan a trip to a zoo and if you too don't forget about a budgets if any. If a lot of people are coming chose somewhere cheep .So if you want to plan a trip to a zoo remember all this stuff when you are picking a zoo.

22. Make a Pysanka

Do you want to create an extraordinary Easter Egg? A pysanka is a Ukrainian Easter egg, which is made around Ukrainian Easter. Perhaps you would want to make one with only dots, or one with fish. It will take some time to learn but don't worry, the birds won't stop laying eggs.

Supplies

- 1 egg- ostrich, chicken...
- Paper towel- this is quite messy
- 1 candle- you're going to need the flame
- 1 candle holder- the candle needs to stand straight
- 1 or 2 lumps of wax- bees wax
- Vinegar- it cleans the shell
- Dyes- go from lightest to darkest, yellows, orange, red, purple, and all the way to black
- 1 kistka- (stylus) the kistka is a pen that writes with melted wax. It has a metal funnel attached to a stick wrapped in copper wire. The wire is used to keep the kistka hot and to keep the metal steady. The tips of kistkas come in all different writing sizes such as thin, medium, or thick.



Set it Up

Place your paper towel in front of you like it's a place mat. Set your kistka in the side your hand you write with is. Put the candle in one of the upper corners. Lay your chunk of wax next to it. Be sure this is all on a hard, flat surface! Now arrange your dyes from lightest to darkest and place them somewhere close to you. Finally place your egg in the middle.

How to do it

Use the spoon to place the egg in the vinegar. Let it soak for about 5 minutes. Once it is done dab it with a paper towel. Next heat the head of your kistka by the flame of your candle. When it is hot scoop small portion of the wax with into the larger part of the kistka. chunk and heat your kistka again. Soon the wax will melt and become black and inky. Now you can draw on your egg. Use the tip of your kistka. Only draw what you want in white. Put it in the next color and let it soak for 5 minutes. Now only draw what you want in the color it just soaked in.

What Happens

Soon your egg will be a wonderful piece of art but right now it just looks like a bumpy lump of wax. In order to have your masterpiece revealed there are a couple of steps.


Place your candle in front of you on your paper towel. Pick up your egg very carefully and hold it by the candle flame. Soon the wax will start to drip off and the colors on your egg will start to show. Once the side by the flame is uncovered turn the egg and that wax will melt off too.

Once your egg is finished dab it with a paper towel to get off the rest of the melted wax off. Finally! You are finished! Now you can show your friends and family.

What Happened

Wondering what happened? Well, read on! First you soaked the egg in vinegar to clean the shell. The egg was still white. You put a layer of wax to preserve the white color. The next color you soaked the egg in, dyed the egg that color so you added a layer of wax on the thing you wanted in that color so it preserves it... Once you are finished you melted off the wax by the flame of the candle and the colors were revealed. Your pysanka may not be as beautiful as you expected but as long as you tried your hardest it means a lot.

23. Swim with dolphins



Did you know that dolphins like to get their belly rubbed like dogs? If you go swimming with dolphins and you rub a dolphin's belly, that dolphin will love you forever "Click splash" If you do go, watch out because you could get splashed by a dolphin's tail! Dolphins are cute but they are dangerous so remember to do what the trainer says so you will not get hurt. Also remember not to open your eyes underwater because dolphins swim in saltwater. If your feet are ticklish I would not recommend this but once you start to get comfortable the trainer might let the dolphins push your feet with their noses! Do not worry about bringing a wet suit because all you need is a bathing suit. In the U.S.A it is hard to find a place to swim with dolphins so if you want to you should go online to find a place. If you find a place you want to go to then tell your parents about it maybe you can work something out so you can go. After a fun day like that it is time for a nap.

24. Fixing something for someone else.




Failure, or success, it is always fun to try to fix something for someone else. When you fix something, many problems can occur. To prevent any problems from happening, there is something you can do. You can learn how it works. To do this you either have to look at a cutaway of what you are fixing, or take one of what you are fixing apart. When you do this you have to be very careful. You should make sure that you only take it apart on places where it is meant to be taken apart, so you don't break anything. You know how it works, it's fixing time! When you start taking it apart, look at what kind of screws it has. You need to get the right kind and size of screwdriver to fit the screw. As you keep going, make sure that you always get the right supplies for each job or you may risk breaking what you are trying to fix. While you are taking it apart more, every few parts you take off, inspect everything. Look for hairs, dust, and other things that may be causing a problem. If you don't see anything, do a double check, and then continue taking it apart. If you don't see anything that could be causing problems at the end, then don't worry! It's good to at least try to fix it! At the end, hopefully your friend or family member will be happy with what you have done.

26. *Learn the programming language*



Nintendo made their first 17 games in 1985. They were made by Shiguru Miyamoto. They were simple games; now look at Nintendo's games: 3D, many levels, portable. You could be making this in twenty years but first you need to learn the programming language. First you must think of a catchy name for the main character, look for everyday words like practice, and then modify them take this for an example: practice equals Praktia. On the programming websites you can find tutorial videos, these are small videos teaching you how to make simple animations or games the rest is for you to discover! There are many programming language sites and apps but the most known are: Scratch, Alice, and C++. Scratch is an easy but fun programming app; it is a 2D programming app. Then, one step harder is Alice, a hard but still fun programming app that is 3D. And last but not least C++, the ultimate goal for programmers, it is an extremely hard programming language. So go download an app, program, and show off and play!!!!!!

27. Tryout for volleyball



Bump, set, spike- volleyball! Get on your shorts, tank top, kneepads, tennis shoes and put your hair back in a ponytail, because it's time for volleyball tryouts. Don't even try to worry about not knowing how to bump, set or spike because the coach will teach you all you need to know about the volleyball season- even maybe a cool slogan for when you get an ace, for example, "bump it up, spike it down, ACE there it is!" Remember to try your best, never give up and be a good sport. Now, what you do in tryouts is easy! You do bumping drills, which is where you bump the volleyball over the net several times. Then you do setting drills, which is when you set the ball over the net. And last, but certainly not least, is spiking drills. During spiking drills you spike the volleyball over the net. There are many, many more drills, for example: there are shuffling drills, running drills and stretching drills. Also be a good sport. When you lose a game don't cry and say, "I knew we were going to lose, this team stinks!" say, "Good game everyone." because it isn't nice when you're not a good sport. When you win don't brag to the other team, just enjoy winning your game. Always believe in yourself and tryout volleyball sometime!!!

28. Go to a zoo with family and friends



Tigers to Polar bear. Koala bears to kangaroos. You can find so much in zoos! You will probably want a map for finding animals you could be looking for [the "map" is the map of places were multiple animals could be]. Different zoos have different animals so make sure you have the right information for the right zoo. For instance different zoos come with different attractions. Like in the Detroit zoo there is the: Butterfly farm, polar bears, tigers and all sorts of different animals. But not all zoos come with animals. The Kalamazoo air zoo comes with planes, blimps, and even an exact copy of the Wright brother's plane. The first plane ever made. There is a cafe to eat if you get hungry. Another thing: take lots of pictures of animals you like. Also make sure you wear the right clothes. If you're not wearing the right clothes you could get sunburn. Children should wear: sneakers, a shirt {depending on the weather}, pants and a hat. Don't get to close to the animals because you never know if you are allergic to them. If you have a child under the age of three years keep them within a five foot radius. Also **STAY HYDRATED AT ALL TIMES!!!!!! Always bring water with you. Even if you can do without it, **BRING A DRINK.****

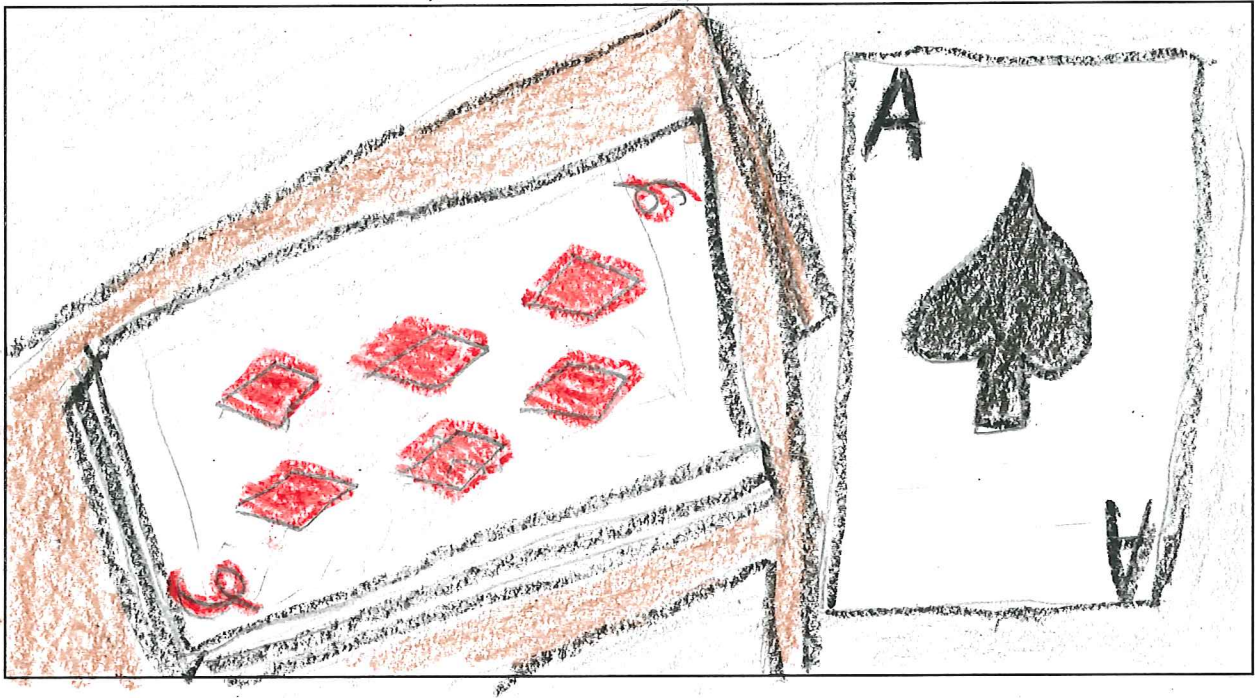
29- Have a Family Game Night



Monopoly, Life, Sorry, Battleship, and Go-fish, yup, it's family game night. It is fun to play a game. All you need is a game, a group of people and, of course, the directions to that game. There are many games you can play. Ask a parent to take you to a game store you can get card games, board games, and outdoor games.

Play the game by its directions. Make sure it's fair, don't cheat, and have fun! At the end of the game, have good sportsmanship; good sportsmanship is not bragging or terrible complaining. To have good sportsmanship means at the end of the game you shake hands with your opponent. If you lose don't cry. It's not like the world is going to end, shake those hands. Now that you have read this I'm sure you will find out how much fun monopoly, life and sorry really are!

30. Learn a card game



Have you ever played a card game? If you want to learn a card game, buy or get a deck of cards. If you're buying a deck, buy a deck of new or used cards. If you're buying used cards or finding a deck (in your attic, grandparent's house, basement etc.) make sure there're no missing cards. Then, surf the internet to find an easy game that you want to play. Try some easy games like War & Go fish! After you found a pretty easy game, to learn, ask a friend, relative, or any other person that you're friendly with, or read a book that teaches you how to play that game. If you're getting taught by a person, try to find a person you know is good at both teaching & playing card games. Finally, go play it with a friend or relative!