

The BIG Idea

Rocks continuously change as they are subjected to the processes of the rock cycle.

SECTION 1
The Rock Cycle

Main Idea Rocks are solid mixtures of minerals or other natural materials that change slowly through time.

SECTION 2
Igneous Rocks

Main Idea Igneous rocks are formed from molten or liquid rock material called magma.

SECTION 3
Metamorphic Rocks

Main Idea Metamorphic rocks form when solid rocks are squeezed, heated, or exposed to fluids, changing them into new rocks.

SECTION 4
Sedimentary Rocks

Main Idea Sedimentary rocks form when sediment is compacted and cemented together, or when minerals form from solutions.

Rocks



How did it get there?

The giant rocky peak of El Capitan towers majestically in Yosemite National Park. Surrounded by flat landscape, it seems out of place. How did this expanse of granite rock come to be?

Science Journal Are you a rock collector? If so, write two sentences about your favorite rock. If not, describe the rocks you see in the photo in enough detail that a non-sighted person could visualize them.

Reading Tip

Monitor your reading by slowing down or speeding up depending on your understanding of the text.

Target Your Reading

Use this to focus on the main ideas as you read the chapter.

- 1 **Before you read** the chapter, respond to the statements below on your worksheet or on a numbered sheet of paper.
 - Write an **A** if you **agree** with the statement.
 - Write a **D** if you **disagree** with the statement.
- 2 **After you read** the chapter, look back to this page to see if you've changed your mind about any of the statements.
 - If any of your answers changed, explain why.
 - Change any false statements into true statements.
 - Use your revised statements as a study guide.

Before You Read A or D

Statement

After You Read A or D

- 1 The three major types of rock are igneous, sedimentary, and metamorphic rocks.
- 2 During the rock cycle, any given rock can change into any of the three major rock types.
- 3 When magma reaches Earth's surface and flows from volcanoes, it is called lava.
- 4 The pressure exerted by rocks produces all the heat used to form magma.
- 5 All igneous rock is formed from lava that cooled on Earth's surface.
- 6 Before any rock is transformed into a metamorphic rock, some of the minerals must be melted.
- 7 Metamorphic rock can form only under intense heat and pressure.
- 8 Sandstone, limestone, chalk, rock salt, and coal are all examples of sedimentary rocks.
- 9 Sedimentary rocks can be made of just about any material found in nature.

Science  online

Print out a worksheet
of this page at
earth.msscience.com

The Rock Cycle

as you read

What You'll Learn

- Distinguish between a rock and a mineral.
- Describe the rock cycle and some changes that a rock could undergo.

Why It's Important

Rocks exist everywhere, from under deep oceans and in high mountain ranges, to the landscape beneath your feet.

Review Vocabulary

mineral: a naturally occurring, inorganic solid with a definite chemical composition and an orderly arrangement of atoms

New Vocabulary

- rock
- rock cycle

What is a rock?

Imagine you and some friends are exploring a creek. Your eye catches a glint from a piece of rock at the edge of the water. As you wander over to pick up the rock, you notice that it is made of different-colored materials. Some of the colors reflect light, while others are dull. You put the rock in your pocket for closer inspection in science lab.

Common Rocks The next time you walk past a large building or monument, stop and take a close look at it. Chances are that it is made out of common rock. In fact, most rock used for building stone contains one or more common minerals, called rock-forming minerals, such as quartz, feldspar, mica, or calcite. When you look closely, the sparkles you see are individual crystals of minerals. A **rock** is a mixture of such minerals, rock fragments, volcanic glass, organic matter, or other natural materials. **Figure 1** shows minerals mixed together to form the rock granite. You might even find granite near your home.




Figure 1 Mount Rushmore, in South Dakota, is made of granite. Granite is a mixture of feldspar, quartz, mica, hornblende, and other minerals.

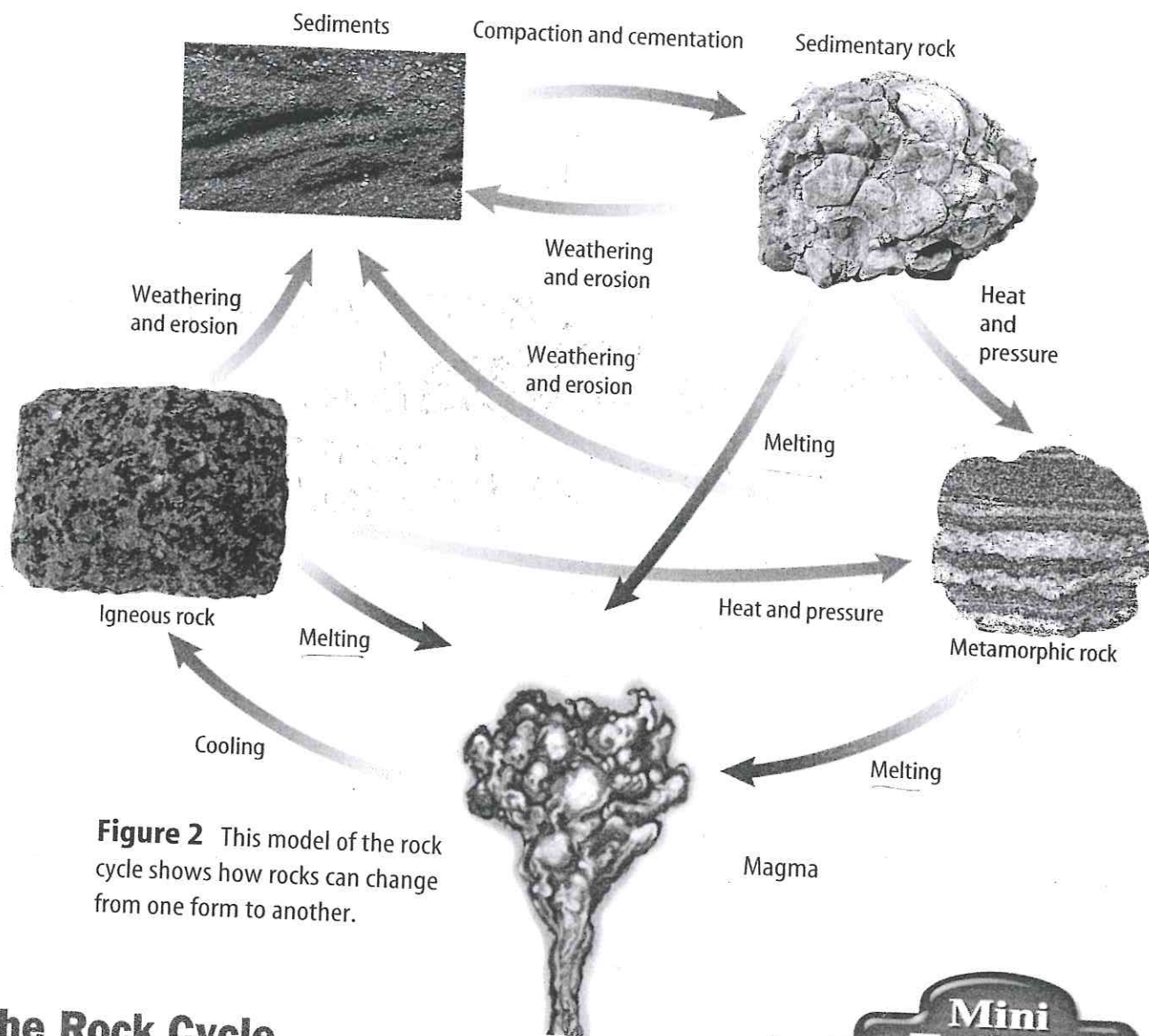


Figure 2 This model of the rock cycle shows how rocks can change from one form to another.

The Rock Cycle

To show how rocks slowly change through time, scientists have created a model called the **rock cycle**, shown in **Figure 2**. It illustrates the processes that create and change rocks. The rock cycle shows the three types of rock—igneous, metamorphic, and sedimentary—and the processes that form them.

Look at the rock cycle and notice that rocks change by many processes. For example, a sedimentary rock can change by heat and pressure to form a metamorphic rock. The metamorphic rock then can melt and later cool to form an igneous rock. The igneous rock then could be broken into fragments by weathering and erode away. The fragments might later compact and cement together to form another sedimentary rock. Any given rock can change into any of the three major rock types. A rock even can transform into another rock of the same type.

Reading Check What is illustrated by the rock cycle?

Mini LAB

Modeling Rock

Procedure

1. Mix about 10 mL of white glue with about 7 g of dirt or sand in a small paper cup.
2. Stir the mixture and then allow it to harden overnight.
3. Tear away the paper cup carefully from your mixture.

Analysis

1. Which rock type is similar to your hardened mixture?
2. Which part of the rock cycle did you model?





Figure 3


Rocks continuously form and transform in a process that geologists call the rock cycle. For example, molten rock—from volcanoes such as Washington's Mount Rainier, background—cools and solidifies to form igneous rock. It slowly breaks down when exposed to air and water to form sediments. These sediments are compacted or cemented into sedimentary rock. Heat and pressure might transform sedimentary rock into metamorphic rock. When metamorphic rock melts and hardens, igneous rock forms again. There is no distinct beginning, nor is there an end, to the rock cycle.



▲ The black sand beach of this Polynesian island is sediment weathered and eroded from the igneous rock of a volcano nearby.



▲ This alluvial fan on the edge of Death Valley, California, was formed when gravel, sand, and finer sediments were deposited by a stream emerging from a mountain canyon.



▲ Layers of shale and chalk form Kansas's Monument Rocks. They are remnants of sediments deposited on the floor of the ancient sea that once covered much of this region.



▲ Heat and pressure deep below Earth's surface can change rock into metamorphic rock, like this banded gneiss.



Matter and the Rock Cycle

The rock cycle, illustrated in **Figure 3**, shows how rock can be weathered to small rock and mineral grains. This material then can be eroded and carried away by wind, water, or ice. When you think of erosion, it might seem that the material is somehow destroyed and lost from the cycle. This is not the case. The chemical elements that make up minerals and rocks are not destroyed. This fact illustrates the principle of conservation of matter. The changes that take place in the rock cycle never destroy or create matter. The elements are just redistributed in other forms.

Reading Check What is the principle of conservation of matter?

Discovering the Rock Cycle James Hutton, a Scottish physician and naturalist, first recognized in 1788 that rocks undergo profound changes. Hutton noticed, among other things, that some layers of solid rock in Siccar Point, shown in **Figure 4**, had been altered since they formed. Instead of showing a continuous pattern of horizontal layering, some of the rock layers at Siccar Point are tilted and partly eroded. However, the younger rocks above them are nearly horizontal.

Hutton published these and other observations, which proved that rocks are subject to constant change. Hutton's early recognition of the rock cycle continues to influence geologists.




Figure 4 The rock formations at Siccar Point, Scotland, show that rocks undergo constant change.

section 1 review

Summary

What is a rock?

- Rocks are mixtures of minerals, rock fragments, organic matter, volcanic glass, and other materials found in nature.

The Rock Cycle

- The three major types of rock are igneous, metamorphic, and sedimentary.
- Rock cycle processes do not create or destroy matter.
- Processes that are part of the rock cycle change rocks slowly over time.
- In the late eighteenth century, James Hutton recognized some rock cycle processes by observing rocks in the field.
- Some of Hutton's ideas continue to influence geologic thinking today.

Self Check

1. Explain how rocks differ from minerals.
2. Compare and contrast igneous and metamorphic rock formation.
3. Describe the major processes of the rock cycle.
4. Explain one way that the rock cycle can illustrate the principle of conservation of matter.
5. **Think Critically** How would you define magma based on the illustration in **Figure 2**? How would you define sediment and sedimentary rock?

Applying Skills

6. **Communicate** Review the model of the rock cycle in **Figure 2**. In your Science Journal, write a story or poem that explains what can happen to a sedimentary rock as it changes throughout the rock cycle.

Igneous Rocks

as you read

What You'll Learn

- Recognize magma and lava as the materials that cool to form igneous rocks.
- Contrast the formation of intrusive and extrusive igneous rocks.
- Contrast granitic and basaltic igneous rocks.

Why It's Important

Igneous rocks are the most abundant kind of rock in Earth's crust. They contain many valuable resources.

Review Vocabulary

element: substance made of one type of atom that cannot be broken down by ordinary chemical or physical means

New Vocabulary

- | | |
|----------------|-------------|
| • igneous rock | • extrusive |
| • lava | • basaltic |
| • intrusive | • granitic |

Formation of Igneous Rocks

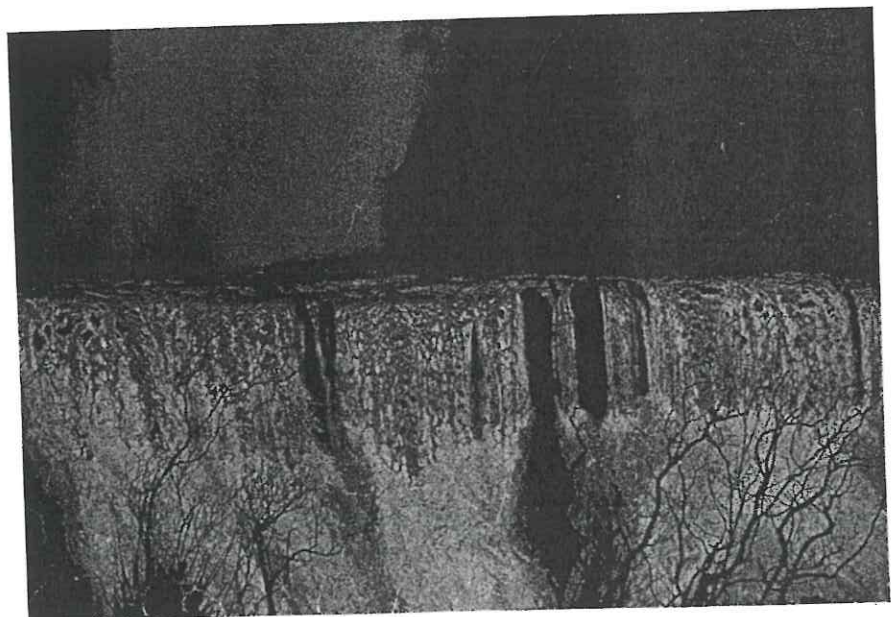
Perhaps you've heard of recent volcanic eruptions in the news. When some volcanoes erupt, they eject a flow of molten rock material, as shown in **Figure 5**. Molten rock material, called magma, flows when it is hot and becomes solid when it cools. When hot magma cools and hardens, it forms **igneous** (IHG nee us) **rock**. Why do volcanoes erupt, and where does the molten material come from?

Magma In certain places within Earth, the temperature and pressure are just right for rocks to melt and form magma. Most magmas come from deep below Earth's surface. Magma is located at depths ranging from near the surface to about 150 km below the surface. Temperatures of magmas range from about 650°C to 1,200°C, depending on their chemical compositions and pressures exerted on them.

The heat that melts rocks comes from sources within Earth's interior. One source is the decay of radioactive elements within Earth. Some heat is left over from the formation of the planet, which originally was molten. Radioactive decay of elements contained in rocks balances some heat loss as Earth continues to cool.

Because magma is less dense than surrounding solid rock, it is forced upward toward the surface, as shown in **Figure 6**. When magma reaches Earth's surface and flows from volcanoes, it is called **lava**.

Figure 5 Some lava is highly fluid and free-flowing, as shown by this spectacular lava fall in Volcano National Park, East Rift, Kilauea, Hawaii.



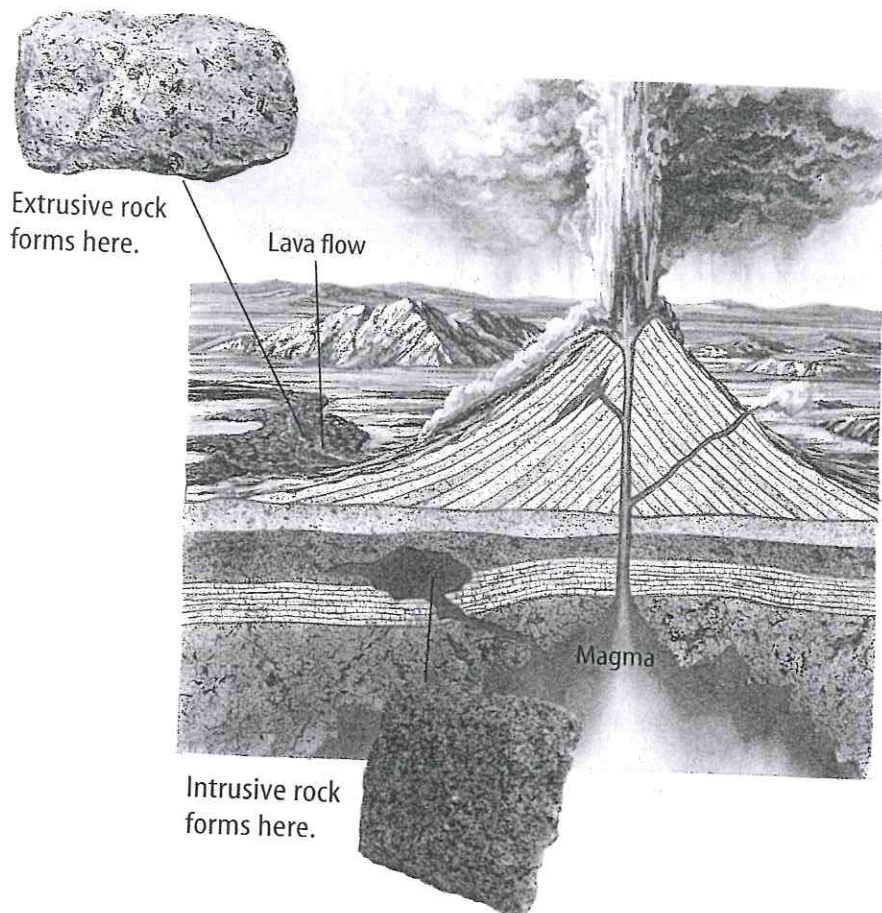


Figure 6 Intrusive rocks form from magma trapped below Earth's surface. Extrusive rocks form from lava flowing at the surface.

Intrusive Rocks Magma is melted rock material composed of common elements and fluids. As magma cools, atoms and compounds in the liquid rearrange themselves into new crystals called mineral grains. Rocks form as these mineral grains grow together. Rocks that form from magma below the surface, as illustrated in **Figure 6**, are called **intrusive** igneous rocks. Intrusive rocks are found at the surface only after the layers of rock and soil that once covered them have been removed by erosion. Erosion occurs when the rocks are pushed up by forces within Earth. Because intrusive rocks form at depth and they are surrounded by other rocks, it takes a long time for them to cool. Slowly cooled magma produces individual mineral grains that are large enough to be observed with the unaided eye.

Extrusive Rocks Extrusive igneous rocks are formed as lava cools on the surface of Earth. When lava flows on the surface, as illustrated in **Figure 6**, it is exposed to air and water. Lava, such as the basaltic lava shown in **Figure 5**, cools quickly under these conditions. The quick cooling rate keeps mineral grains from growing large, because the atoms in the liquid don't have the time to arrange into large crystals. Therefore, extrusive igneous rocks are fine grained.

Reading Check What controls the grain size of an igneous rock?