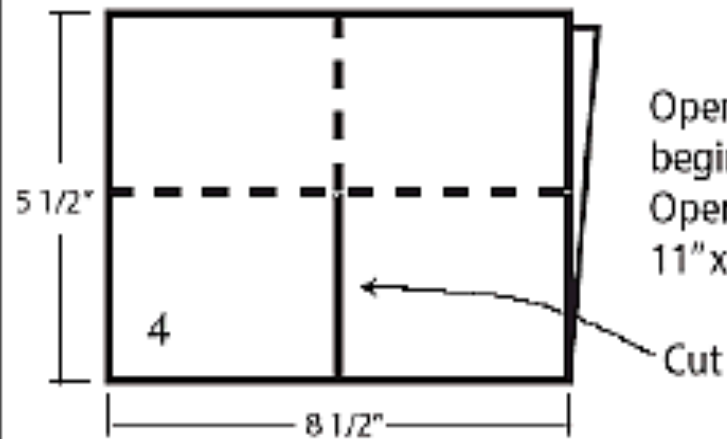
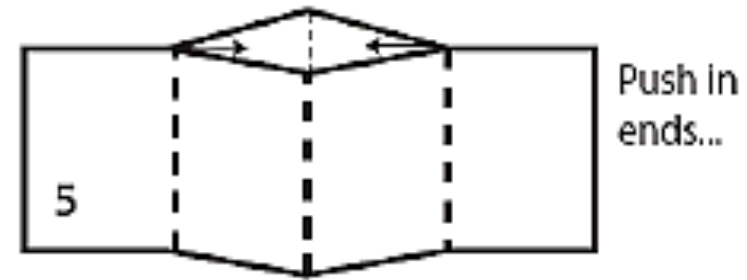
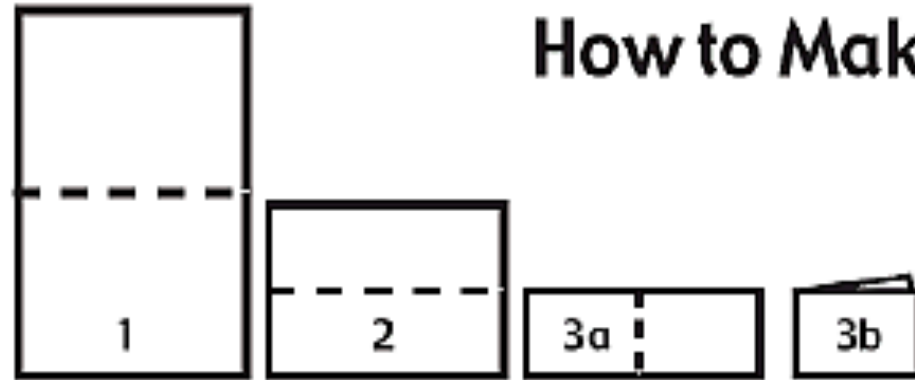


Instruction for mini book 9/3

Mini-Book

How to Make a Mini Book



Open and cut half-way up,
beginning at the fold.
Open and refold to
11" x 4 1/4"



How to Label a Science Textbook scavenger hunt Mini-book **didn't do 2019**

Title page: 1. Write the title of your textbook on the front page
2. **By:_____**(your name)**_____**

Page 1	Page 2	Page 3	Page 4	Page 5	Page 6	Page 7
<u>Table of contents</u>	<u>Glossary</u>	<u>Index</u>	<u>Author's Message to the student</u>	Chapter of Interest _____	Chapter of Interest _____	Chapter of Interest _____

How to Label a Science Textbook scavenger hunt Mini-book **didn't do 2019**

Page 1	Page 2	Page 3	Page 4	Page 5	Page 6	Page 7
<u>Table of contents</u>	<u>Glossary</u>	<u>Index</u>	<u>Author's Message to the student</u>	Chapter of Interest _____	Chapter of Interest _____	Chapter of Interest _____
1. Page # _____	1. Page # _____	1. Page # _____	1. Write 1 sentence summary of what the author's message is?	Write THE BIG IDEA	Write THE BIG IDEA	Write THE BIG IDEA
2. What page does chapter 2 start on? # _____	2. Define Force: _____	2. What are the 3 pages <u>gravity</u> is mentioned on?		Write 1 thing you wonder about this topic.	Write 1 thing you wonder about this topic.	Write 1 thing you wonder about this topic.