
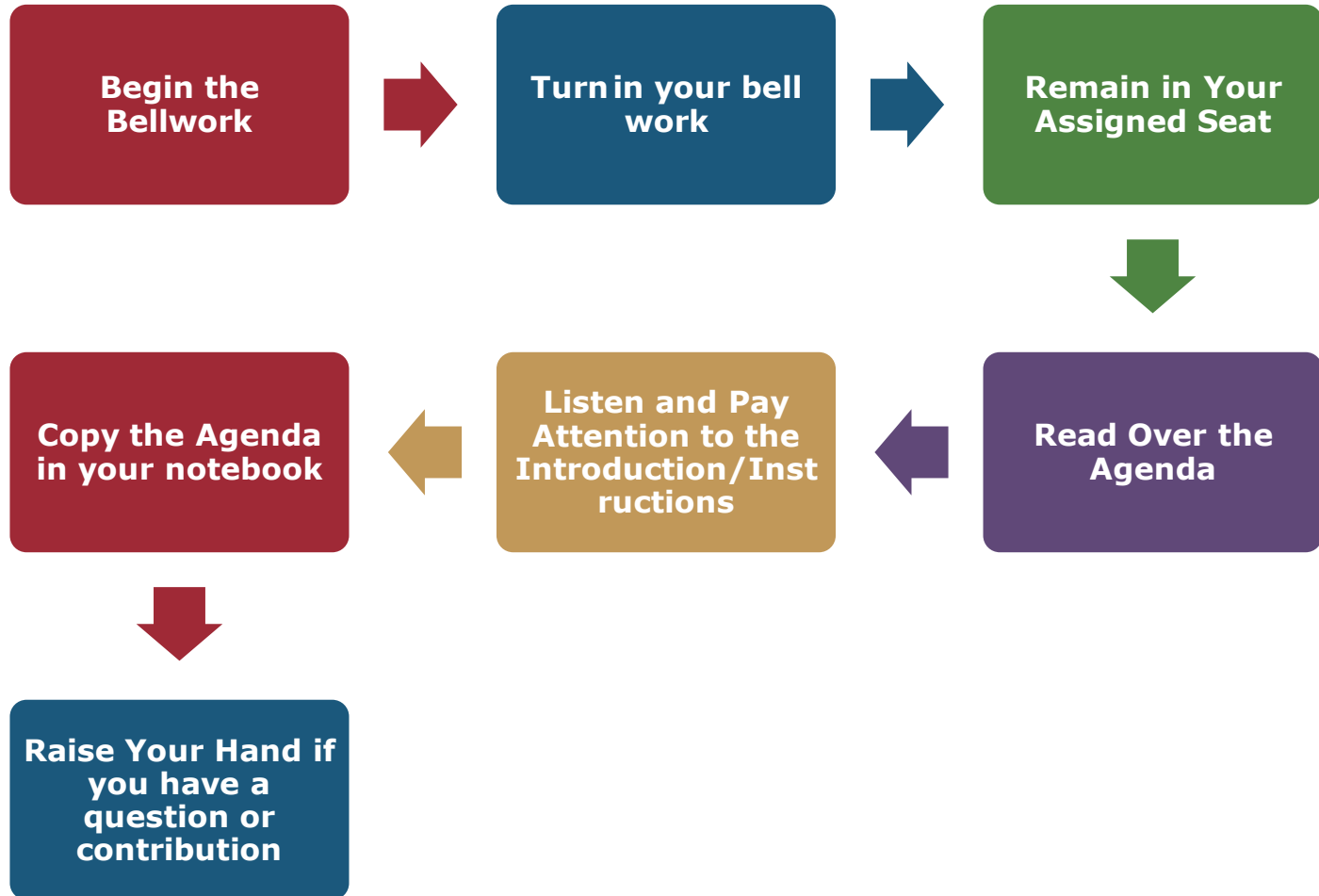



Procedures Before Class Begins

1. Get your supplies– Pen, Notebook, Book, Work, Etc.
 2. Go to the Restroom/Get a Drink
 3. Finish Socializing
 4. Dispose of Food, Candy, Gum, Beverages
 5. Sharpen Your Pencil
 6. Locate and sit in Your Seat
- 

PROCEDURES AFTER THE TARDY BELL



PROCEDURES DURING INSTRUCTION

1. Listen/Follow along
 2. Do not distract others.
 3. Discuss only the topics at hand.
 4. Raise your hand to ask questions or contribute.
- 

PROCEDURES FOR EXITING

Clean your area.



Turn in any class work.



Review your notebook.



Take your materials with you.



Remain in your seat to be dismissed.




Put away books in the correct place




Turn in Exit ticket


Items Prohibited From Class

1. Food, Drink, Candy, Gum, Etc.
 2. Toys
 3. Electronic Devices (iPod, Phone, PSP)
 4. Inappropriate clothing
 5. Items outlined in the Student Code of Conduct
- 

Prohibited Conduct

1. Talking while I am talking
 2. Distracting/Disturbing Others
 3. Standing/walking around at any time
 4. Throwing Objects
 5. Answering the Door
 6. Playing with the door knob
 7. Standing around the door
 8. Arguing/Fighting
 9. Misuse of Class Time
 10. Profanity – Any language
 11. Application of Cosmetics
 12. Texting, e-mailing, Instant Messaging,
Phone usage
 13. Listening to music
- 

CONSEQUENCES

1. Warning
 2. Point Deduction
 3. After School Detention
 4. Call Home
 5. Referral
 6. Parental Conference
- 

TARDIES

5 TARDIES = 1 DETENTION

10 TARDIES = 2 DETENTIONS

**EVERY 5 TARDIES AFTER 10 EQUALS 2
DETENTIONS**

15 TARDIES = 2 DETENTIONS

20 TARDIES = 2 DETENTIONS

**Tardies result in late bellwork receiving reduced credit
and participation deductions for each occurrence.**

