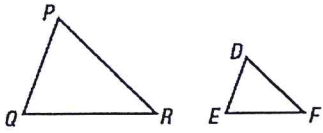


1. If polygons are similar then what do you know about the corresponding sides and the corresponding angles?

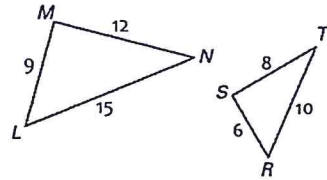
Given the similar figures, name all pairs of corresponding sides and angles. Look at the similarity statement to help.

2.  $\triangle PQR \sim \triangle DEF$



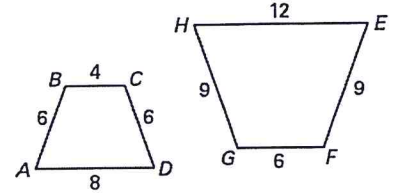
$\overline{QP} \rightarrow$  \_\_\_\_\_  $\angle Q \cong$  \_\_\_\_\_  
 $\overline{PR} \rightarrow$  \_\_\_\_\_  $\angle P \cong$  \_\_\_\_\_  
 $\overline{RQ} \rightarrow$  \_\_\_\_\_  $\angle R \cong$  \_\_\_\_\_

3.  $\triangle LMN \sim \triangle RST$



$\overline{LM} \rightarrow$  \_\_\_\_\_  $\angle L \cong$  \_\_\_\_\_  
 $\overline{MN} \rightarrow$  \_\_\_\_\_  $\angle M \cong$  \_\_\_\_\_  
 $\overline{NL} \rightarrow$  \_\_\_\_\_  $\angle N \cong$  \_\_\_\_\_

4.  $ABCD \sim HGFE$



$\overline{AB} \rightarrow$  \_\_\_\_\_  $\angle A \cong$  \_\_\_\_\_  
 $\overline{BC} \rightarrow$  \_\_\_\_\_  $\angle B \cong$  \_\_\_\_\_  
 $\overline{CD} \rightarrow$  \_\_\_\_\_  $\angle C \cong$  \_\_\_\_\_  
 $\overline{DA} \rightarrow$  \_\_\_\_\_  $\angle D \cong$  \_\_\_\_\_

Use the similar polygons above to write the statement of proportionality for each:

\_\_\_\_\_ = \_\_\_\_\_ = \_\_\_\_\_      \_\_\_\_\_ = \_\_\_\_\_ = \_\_\_\_\_      \_\_\_\_\_ = \_\_\_\_\_ = \_\_\_\_\_ = \_\_\_\_\_

$\triangle WXYZ \sim \triangle DFG$ . Use the diagram to find the following.

5. the similarity ratio of  $\triangle WXYZ$  and  $\triangle DFG$

6.  $m\angle Z$

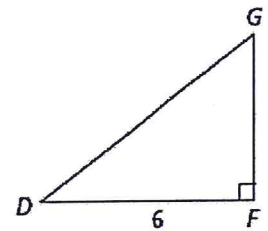
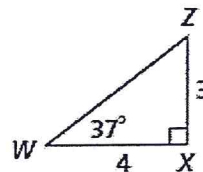
7.  $DG$

8.  $GF$

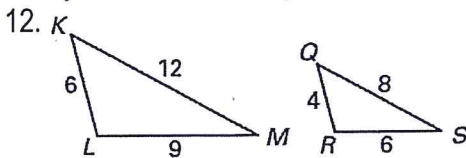
9.  $m\angle G$

10.  $m\angle D$

11.  $WZ$

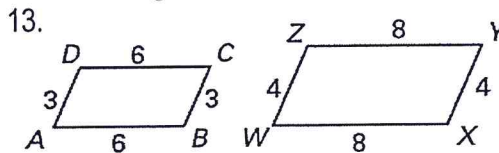


Complete the similarity statement for the similar figures and then find the scale factor. REDUCE fractions!



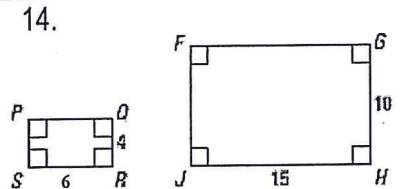
$\triangle LKM \sim \triangle$  \_\_\_\_\_

Scale Factor:



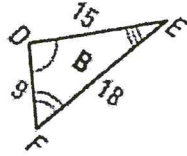
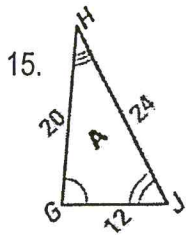
$CBAD \sim$  \_\_\_\_\_

Scale Factor:

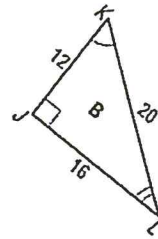
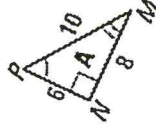


$RSPQ \sim$  \_\_\_\_\_

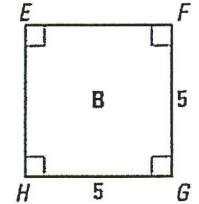
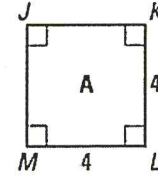
Scale Factor:



16.



17.



$\triangle HJG \sim \triangle$  \_\_\_\_\_

$\triangle NPM \sim \triangle$  \_\_\_\_\_

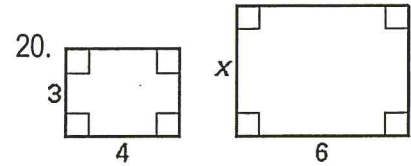
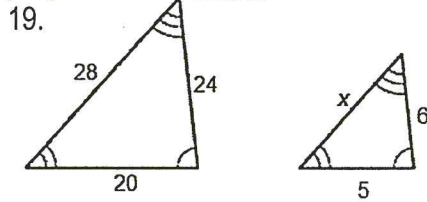
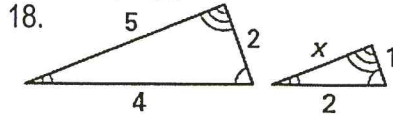
$KJML \sim$  \_\_\_\_\_

Scale Factor:

Scale Factor:

Scale Factor:

The two polygons are similar. Write a proportion and solve for  $x$ .



Complete the similarity statement for the similar figures and then find the scale factor.  
Next, write proportions and SOLVE for the missing lengths.

