

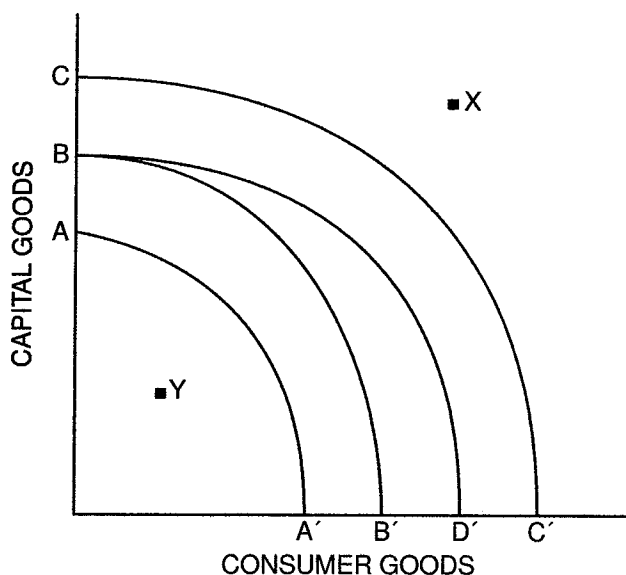
Part C

Use Figure 2.6 to answer the next five questions. Each question starts with Curve BB' as a country's production possibilities curve.



Figure 2.6

Production Possibilities Curve: Capital Goods and Consumer Goods

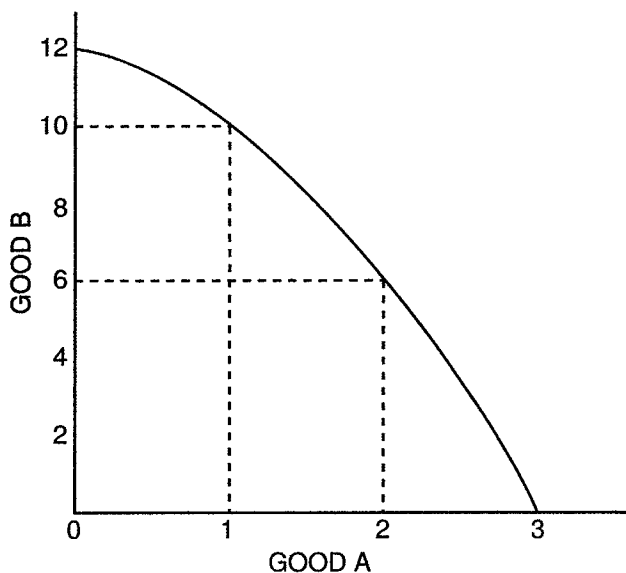


3. Suppose there is a major technological breakthrough in the consumer-goods industry, and the new technology is widely adopted. Which curve in the diagram would represent the new production possibilities curve? (Indicate the curve you choose with two letters.) _____
4. Suppose a new government comes into power and forbids the use of automated machinery and modern production techniques in all industries. Which curve in the diagram would represent the new production possibilities curve? (Indicate the curve you choose with two letters.) _____
5. Suppose massive new sources of oil and coal are found within the economy, and there are major technological innovations in both industries. Which curve in the diagram would represent the new production possibilities curve? (Indicate the curve you choose with two letters.) _____
6. If BB' represents a country's current production possibilities curve, what can you say about a point like X? (Write a brief statement.) _____
7. If BB' represents a country's current production possibilities curve, what can you say about a point like Y? (Write a brief statement.) _____



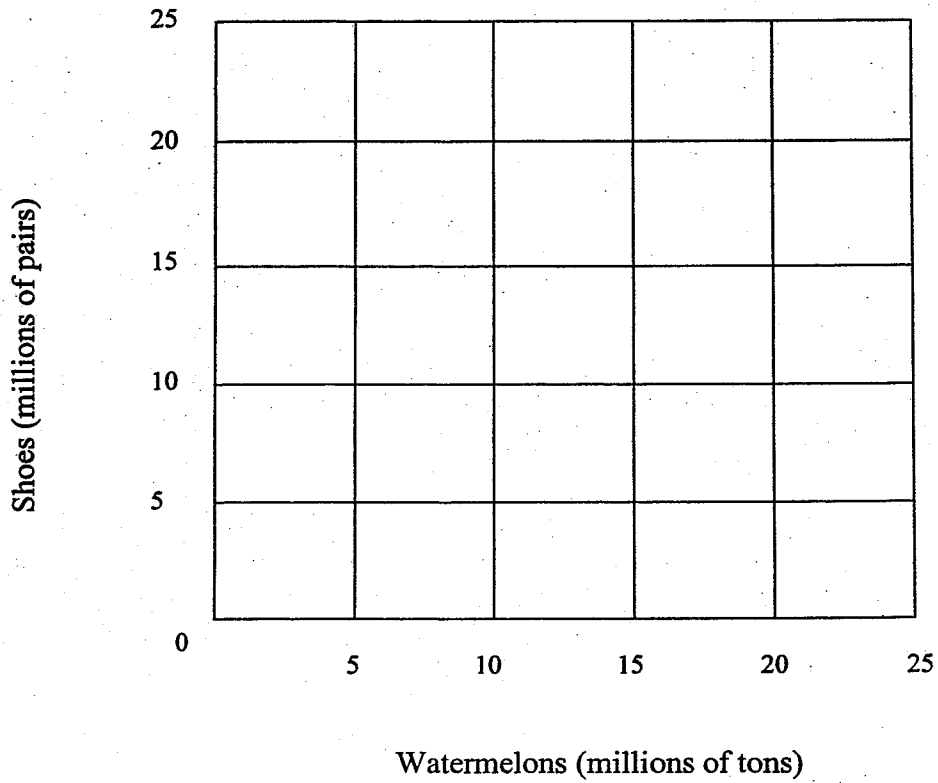
Figure 2.2

Production Possibilities Curve 2



2. If the economy represented in Figure 2.2 is presently producing 12 units of Good B and zero units of Good A:
- (A) The opportunity cost of increasing production of Good A from zero units to one unit is the loss of _____ unit(s) of Good B.
 - (B) The opportunity cost of increasing production of Good A from one unit to two units is the loss of _____ unit(s) of Good B.
 - (C) The opportunity cost of increasing production of Good A from two units to three units is the loss of _____ unit(s) of Good B.
 - (D) This is an example of (*constant / increasing / decreasing / zero*) opportunity cost per unit for Good A.

Production Possibilities Frontier



Watermelons	Shoes
0	15
8	14
14	12
18	9
20	5
21	0