



Dear Parent or Guardian:

Your child has access to award-winning digital resources through Kids A-Z, Learning A-Z's website created for students. After your child logs in, each website your child's teacher has subscribed to is shown. Your child can work on assignments or select other resources for reading and writing practice.

Website Resources for Your Student


	eBooks and eQuizzes at just-right reading levels (In English and Spanish)*
	Self-paced phonics and comprehension skill lessons*

* Access resources on mobile devices by downloading the Kids A-Z app from the app store. Data rates may apply.

Kids A-Z Login Instructions

Step 1: Go to www.kidsa-z.com

Step 2: Enter or choose the teacher's username, rdunne1201

Step 3: Your child finds his or her username on the class chart,  Ali

Step 4: Your child enters his or her password, Ali

How to Register for and Receive Progress Reports

If you would like to receive activity and progress reports for your child and send him or her messages, you can register for parent access from your child's teacher. Once the teacher approves access, you can view reports and send your child messages by clicking on the parent link at the top of the screen at www.kidsa-z.com. Here are the three options for requesting access:

- After your child logs in, click on the green parent button at the top right of the screen and enter your email address.
- Send your email address(es) to your child's teacher at dunner@dearbornschools.org
- Clip and fill out the form below and return it to your child's teacher.

TEACHER NAME: rdunne1201

STUDENT NAME: Ali

PARENT E-MAIL ADDRESS(ES): _____



SIGNATURE: _____ DATE: _____



Dear Parent or Guardian:

Your child has access to award-winning digital resources through Kids A-Z, Learning A-Z's website created for students. After your child logs in, each website your child's teacher has subscribed to is shown. Your child can work on assignments or select other resources for reading and writing practice.

Website Resources for Your Student


	eBooks and eQuizzes at just-right reading levels (In English and Spanish)*
	Self-paced phonics and comprehension skill lessons*

* Access resources on mobile devices by downloading the Kids A-Z app from the app store. Data rates may apply.

Kids A-Z Login Instructions

Step 1: Go to www.kidsa-z.com

Step 2: Enter or choose the teacher's username, rdunne1201

Step 3: Your child finds his or her username on the class chart,  Deena

Step 4: Your child enters his or her password, Deena

How to Register for and Receive Progress Reports

If you would like to receive activity and progress reports for your child and send him or her messages, you can register for parent access from your child's teacher. Once the teacher approves access, you can view reports and send your child messages by clicking on the parent link at the top of the screen at www.kidsa-z.com. Here are the three options for requesting access:

- After your child logs in, click on the green parent button at the top right of the screen and enter your email address.
- Send your email address(es) to your child's teacher at dunner@dearbornschools.org
- Clip and fill out the form below and return it to your child's teacher.

TEACHER NAME: rdunne1201

STUDENT NAME: Deena

PARENT E-MAIL ADDRESS(ES): _____



SIGNATURE: _____ DATE: _____



Dear Parent or Guardian:

Your child has access to award-winning digital resources through Kids A-Z, Learning A-Z's website created for students. After your child logs in, each website your child's teacher has subscribed to is shown. Your child can work on assignments or select other resources for reading and writing practice.

Website Resources for Your Student


	eBooks and eQuizzes at just-right reading levels (In English and Spanish)*
	Self-paced phonics and comprehension skill lessons*

* Access resources on mobile devices by downloading the Kids A-Z app from the app store. Data rates may apply.

Kids A-Z Login Instructions

Step 1: Go to www.kidsa-z.com

Step 2: Enter or choose the teacher's username, rdunne1201

Step 3: Your child finds his or her username on the class chart,  Exzavier

Step 4: Your child enters his or her password, Exzavier

How to Register for and Receive Progress Reports

If you would like to receive activity and progress reports for your child and send him or her messages, you can register for parent access from your child's teacher. Once the teacher approves access, you can view reports and send your child messages by clicking on the parent link at the top of the screen at www.kidsa-z.com. Here are the three options for requesting access:

- After your child logs in, click on the green parent button at the top right of the screen and enter your email address.
- Send your email address(es) to your child's teacher at dunner@dearbornschools.org
- Clip and fill out the form below and return it to your child's teacher.

TEACHER NAME: rdunne1201

STUDENT NAME: Exzavier

PARENT E-MAIL ADDRESS(ES): _____



SIGNATURE: _____ DATE: _____



Dear Parent or Guardian:

Your child has access to award-winning digital resources through Kids A-Z, Learning A-Z's website created for students. After your child logs in, each website your child's teacher has subscribed to is shown. Your child can work on assignments or select other resources for reading and writing practice.

Website Resources for Your Student


	eBooks and eQuizzes at just-right reading levels (In English and Spanish)*
	Self-paced phonics and comprehension skill lessons*

* Access resources on mobile devices by downloading the Kids A-Z app from the app store. Data rates may apply.

Kids A-Z Login Instructions

Step 1: Go to www.kidsa-z.com

Step 2: Enter or choose the teacher's username, rdunne1201

Step 3: Your child finds his or her username on the class chart,  Fatima

Step 4: Your child enters his or her password, Fatima

How to Register for and Receive Progress Reports

If you would like to receive activity and progress reports for your child and send him or her messages, you can register for parent access from your child's teacher. Once the teacher approves access, you can view reports and send your child messages by clicking on the parent link at the top of the screen at www.kidsa-z.com. Here are the three options for requesting access:

- After your child logs in, click on the green parent button at the top right of the screen and enter your email address.
- Send your email address(es) to your child's teacher at dunner@dearbornschools.org
- Clip and fill out the form below and return it to your child's teacher.

TEACHER NAME: rdunne1201

STUDENT NAME: Fatima

PARENT E-MAIL ADDRESS(ES): _____



SIGNATURE: _____ DATE: _____



Dear Parent or Guardian:

Your child has access to award-winning digital resources through Kids A-Z, Learning A-Z's website created for students. After your child logs in, each website your child's teacher has subscribed to is shown. Your child can work on assignments or select other resources for reading and writing practice.

Website Resources for Your Student


	eBooks and eQuizzes at just-right reading levels (In English and Spanish)*
	Self-paced phonics and comprehension skill lessons*

* Access resources on mobile devices by downloading the Kids A-Z app from the app store. Data rates may apply.

Kids A-Z Login Instructions

Step 1: Go to www.kidsa-z.com

Step 2: Enter or choose the teacher's username, rdunne1201

Step 3: Your child finds his or her username on the class chart,  Ibrahim

Step 4: Your child enters his or her password, Ibrahim

How to Register for and Receive Progress Reports

If you would like to receive activity and progress reports for your child and send him or her messages, you can register for parent access from your child's teacher. Once the teacher approves access, you can view reports and send your child messages by clicking on the parent link at the top of the screen at www.kidsa-z.com. Here are the three options for requesting access:

- After your child logs in, click on the green parent button at the top right of the screen and enter your email address.
- Send your email address(es) to your child's teacher at dunner@dearbornschools.org
- Clip and fill out the form below and return it to your child's teacher.

TEACHER NAME: rdunne1201

STUDENT NAME: Ibrahim

PARENT E-MAIL ADDRESS(ES): _____



SIGNATURE: _____ DATE: _____



Dear Parent or Guardian:

Your child has access to award-winning digital resources through Kids A-Z, Learning A-Z's website created for students. After your child logs in, each website your child's teacher has subscribed to is shown. Your child can work on assignments or select other resources for reading and writing practice.

Website Resources for Your Student


	eBooks and eQuizzes at just-right reading levels (In English and Spanish)*
	Self-paced phonics and comprehension skill lessons*

* Access resources on mobile devices by downloading the Kids A-Z app from the app store. Data rates may apply.

Kids A-Z Login Instructions

Step 1: Go to www.kidsa-z.com

Step 2: Enter or choose the teacher's username, rdunne1201

Step 3: Your child finds his or her username on the class chart,  Isabella

Step 4: Your child enters his or her password, Isabella

How to Register for and Receive Progress Reports

If you would like to receive activity and progress reports for your child and send him or her messages, you can register for parent access from your child's teacher. Once the teacher approves access, you can view reports and send your child messages by clicking on the parent link at the top of the screen at www.kidsa-z.com. Here are the three options for requesting access:

- After your child logs in, click on the green parent button at the top right of the screen and enter your email address.
- Send your email address(es) to your child's teacher at dunner@dearbornschools.org
- Clip and fill out the form below and return it to your child's teacher.

TEACHER NAME: rdunne1201

STUDENT NAME: Isabella

PARENT E-MAIL ADDRESS(ES): _____



SIGNATURE: _____ DATE: _____



Dear Parent or Guardian:

Your child has access to award-winning digital resources through Kids A-Z, Learning A-Z's website created for students. After your child logs in, each website your child's teacher has subscribed to is shown. Your child can work on assignments or select other resources for reading and writing practice.

Website Resources for Your Student


	eBooks and eQuizzes at just-right reading levels (In English and Spanish)*
	Self-paced phonics and comprehension skill lessons*

* Access resources on mobile devices by downloading the Kids A-Z app from the app store. Data rates may apply.

Kids A-Z Login Instructions

Step 1: Go to www.kidsa-z.com

Step 2: Enter or choose the teacher's username, rdunne1201

Step 3: Your child finds his or her username on the class chart,  Jannah

Step 4: Your child enters his or her password, Jannah

How to Register for and Receive Progress Reports

If you would like to receive activity and progress reports for your child and send him or her messages, you can register for parent access from your child's teacher. Once the teacher approves access, you can view reports and send your child messages by clicking on the parent link at the top of the screen at www.kidsa-z.com. Here are the three options for requesting access:

- After your child logs in, click on the green parent button at the top right of the screen and enter your email address.
- Send your email address(es) to your child's teacher at dunner@dearbornschools.org
- Clip and fill out the form below and return it to your child's teacher.

TEACHER NAME: rdunne1201

STUDENT NAME: Jannah

PARENT E-MAIL ADDRESS(ES): _____



SIGNATURE: _____ DATE: _____



Dear Parent or Guardian:

Your child has access to award-winning digital resources through Kids A-Z, Learning A-Z's website created for students. After your child logs in, each website your child's teacher has subscribed to is shown. Your child can work on assignments or select other resources for reading and writing practice.

Website Resources for Your Student


	eBooks and eQuizzes at just-right reading levels (In English and Spanish)*
	Self-paced phonics and comprehension skill lessons*

* Access resources on mobile devices by downloading the Kids A-Z app from the app store. Data rates may apply.

Kids A-Z Login Instructions

Step 1: Go to www.kidsa-z.com

Step 2: Enter or choose the teacher's username, rdunne1201

Step 3: Your child finds his or her username on the class chart,  Manahel

Step 4: Your child enters his or her password, Manahel

How to Register for and Receive Progress Reports

If you would like to receive activity and progress reports for your child and send him or her messages, you can register for parent access from your child's teacher. Once the teacher approves access, you can view reports and send your child messages by clicking on the parent link at the top of the screen at www.kidsa-z.com. Here are the three options for requesting access:

- After your child logs in, click on the green parent button at the top right of the screen and enter your email address.
- Send your email address(es) to your child's teacher at dunner@dearbornschools.org
- Clip and fill out the form below and return it to your child's teacher.

TEACHER NAME: rdunne1201

STUDENT NAME: Manahel

PARENT E-MAIL ADDRESS(ES): _____



SIGNATURE: _____ DATE: _____



Dear Parent or Guardian:

Your child has access to award-winning digital resources through Kids A-Z, Learning A-Z's website created for students. After your child logs in, each website your child's teacher has subscribed to is shown. Your child can work on assignments or select other resources for reading and writing practice.

Website Resources for Your Student


	eBooks and eQuizzes at just-right reading levels (In English and Spanish)*
	Self-paced phonics and comprehension skill lessons*

* Access resources on mobile devices by downloading the Kids A-Z app from the app store. Data rates may apply.

Kids A-Z Login Instructions

Step 1: Go to www.kidsa-z.com

Step 2: Enter or choose the teacher's username, rdunne1201

Step 3: Your child finds his or her username on the class chart,  Rahaf

Step 4: Your child enters his or her password, Rahaf

How to Register for and Receive Progress Reports

If you would like to receive activity and progress reports for your child and send him or her messages, you can register for parent access from your child's teacher. Once the teacher approves access, you can view reports and send your child messages by clicking on the parent link at the top of the screen at www.kidsa-z.com. Here are the three options for requesting access:

- After your child logs in, click on the green parent button at the top right of the screen and enter your email address.
- Send your email address(es) to your child's teacher at dunner@dearbornschools.org
- Clip and fill out the form below and return it to your child's teacher.

TEACHER NAME: rdunne1201

STUDENT NAME: Rahaf

PARENT E-MAIL ADDRESS(ES): _____



SIGNATURE: _____ DATE: _____



Dear Parent or Guardian:

Your child has access to award-winning digital resources through Kids A-Z, Learning A-Z's website created for students. After your child logs in, each website your child's teacher has subscribed to is shown. Your child can work on assignments or select other resources for reading and writing practice.

Website Resources for Your Student


	eBooks and eQuizzes at just-right reading levels (In English and Spanish)*
	Self-paced phonics and comprehension skill lessons*

* Access resources on mobile devices by downloading the Kids A-Z app from the app store. Data rates may apply.

Kids A-Z Login Instructions

Step 1: Go to www.kidsa-z.com

Step 2: Enter or choose the teacher's username, rdunne1201

Step 3: Your child finds his or her username on the class chart,  Shadi

Step 4: Your child enters his or her password, Shadi

How to Register for and Receive Progress Reports

If you would like to receive activity and progress reports for your child and send him or her messages, you can register for parent access from your child's teacher. Once the teacher approves access, you can view reports and send your child messages by clicking on the parent link at the top of the screen at www.kidsa-z.com. Here are the three options for requesting access:

- After your child logs in, click on the green parent button at the top right of the screen and enter your email address.
- Send your email address(es) to your child's teacher at dunner@dearbornschools.org
- Clip and fill out the form below and return it to your child's teacher.

TEACHER NAME: rdunne1201

STUDENT NAME: Shadi

PARENT E-MAIL ADDRESS(ES): _____



SIGNATURE: _____ DATE: _____



Dear Parent or Guardian:

Your child has access to award-winning digital resources through Kids A-Z, Learning A-Z's website created for students. After your child logs in, each website your child's teacher has subscribed to is shown. Your child can work on assignments or select other resources for reading and writing practice.

Website Resources for Your Student


	eBooks and eQuizzes at just-right reading levels (In English and Spanish)*
	Self-paced phonics and comprehension skill lessons*

* Access resources on mobile devices by downloading the Kids A-Z app from the app store. Data rates may apply.

Kids A-Z Login Instructions

Step 1: Go to www.kidsa-z.com

Step 2: Enter or choose the teacher's username, rdunne1201

Step 3: Your child finds his or her username on the class chart,  Thomas

Step 4: Your child enters his or her password, thomastrial

How to Register for and Receive Progress Reports

If you would like to receive activity and progress reports for your child and send him or her messages, you can register for parent access from your child's teacher. Once the teacher approves access, you can view reports and send your child messages by clicking on the parent link at the top of the screen at www.kidsa-z.com. Here are the three options for requesting access:

- After your child logs in, click on the green parent button at the top right of the screen and enter your email address.
- Send your email address(es) to your child's teacher at dunner@dearbornschools.org
- Clip and fill out the form below and return it to your child's teacher.

TEACHER NAME: rdunne1201

STUDENT NAME: Thomas

PARENT E-MAIL ADDRESS(ES): _____

SIGNATURE: _____ DATE: _____



