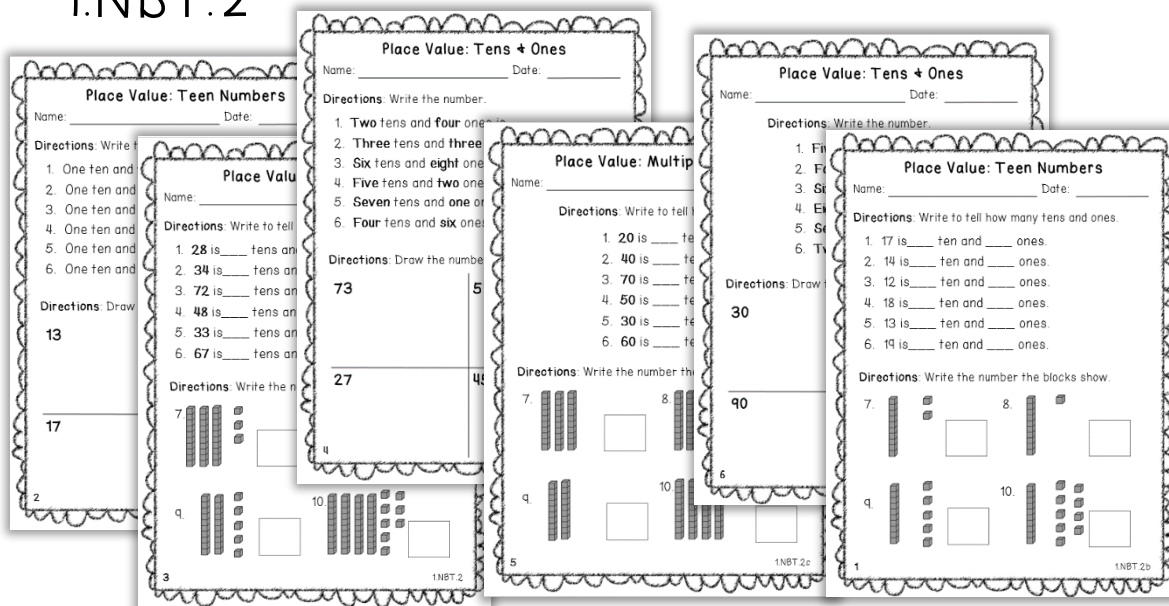


PLACE VALUE

6
Sheets

Practice Sheets

1.NBT.2



Practice Sheets to Reinforce
Place Value: Tens & Ones

Place Value: Teen Numbers

Name: _____ Date: _____

Directions: Write to tell how many tens and ones.

1. 17 is ___ ten and ___ ones.

2. 14 is ___ ten and ___ ones.

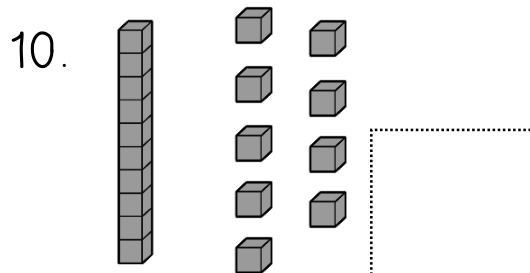
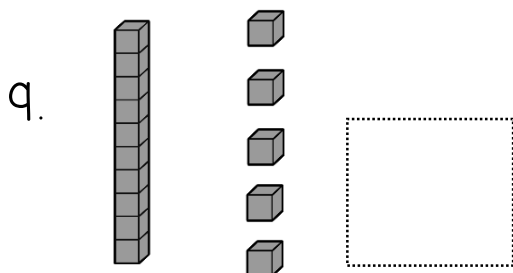
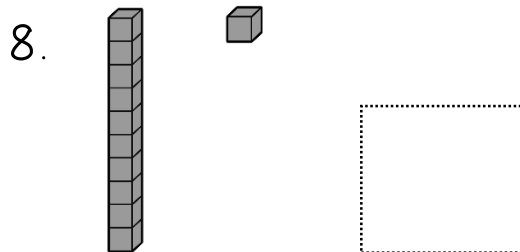
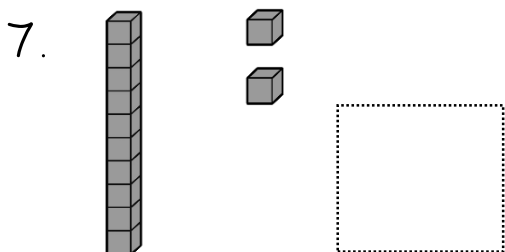
3. 12 is ___ ten and ___ ones.

4. 18 is ___ ten and ___ ones.

5. 13 is ___ ten and ___ ones.

6. 19 is ___ ten and ___ ones.

Directions: Write the number the blocks show.



Place Value: Teen Numbers

Name: _____ Date: _____

Directions: Write the number.

1. One ten and **four** ones is _____.
2. One ten and **three** ones is _____.
3. One ten and **eight** ones is _____.
4. One ten and **two** ones is _____.
5. One ten and **one** one is _____.
6. One ten and **six** ones is _____.

Directions: Draw the number with base ten blocks.

13

18

17

15

Place Value: Tens & Ones

Name: _____ Date: _____

Directions: Write to tell how many tens and ones.

1. 28 is ___ tens and ___ ones.

2. 34 is ___ tens and ___ ones.

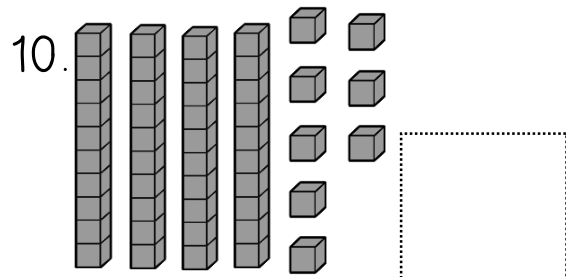
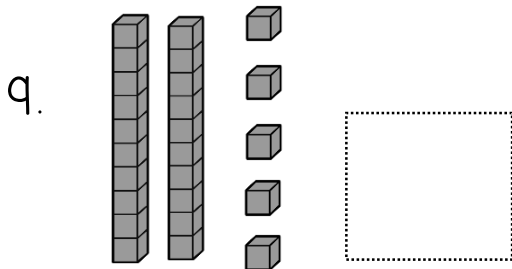
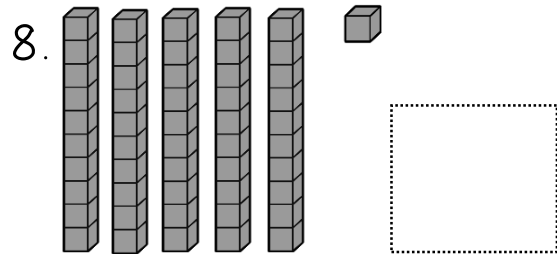
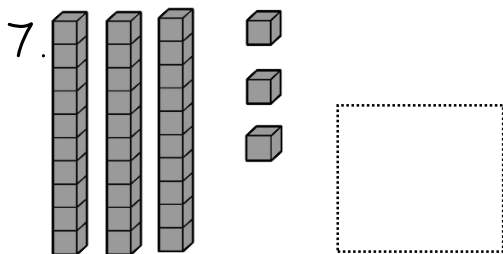
3. 72 is ___ tens and ___ ones.

4. 48 is ___ tens and ___ ones.

5. 33 is ___ tens and ___ ones.

6. 67 is ___ tens and ___ ones.

Directions: Write the number the blocks show.



Place Value: Tens & Ones

Name: _____ Date: _____

Directions: Write the number.

1. **Two** tens and **four** ones is _____.
2. **Three** tens and **three** ones is _____.
3. **Six** tens and **eight** ones is _____.
4. **Five** tens and **two** ones is _____.
5. **Seven** tens and **one** one is _____.
6. **Four** tens and **six** ones is _____.

Directions: Draw the number with base ten blocks.

73

58

27

45

Place Value: Multiples of Ten

Name: _____ Date: _____

Directions: Write to tell how many tens.

1. 20 is ____ tens.

2. 40 is ____ tens.

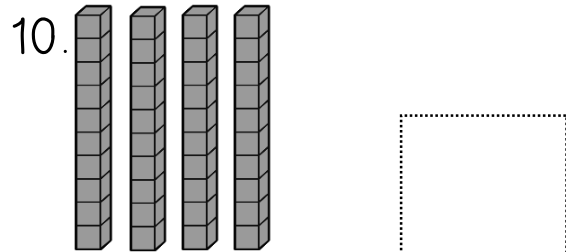
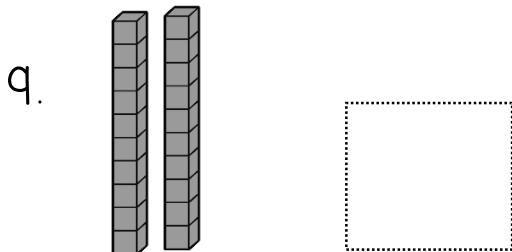
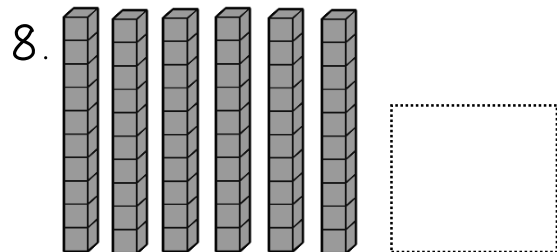
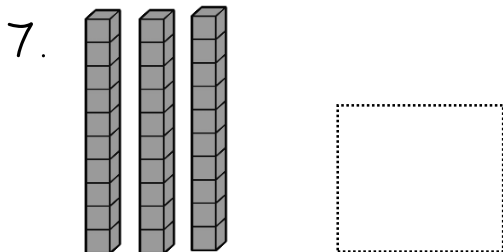
3. 70 is ____ tens.

4. 50 is ____ tens.

5. 30 is ____ tens.

6. 60 is ____ tens.

Directions: Write the number the blocks show.



Place Value: Tens & Ones

Name: _____ Date: _____

Directions: Write the number.

1. **Five** tens is _____.
2. **Four** tens is _____.
3. **Six** tens is _____.
4. **Eight** tens is _____.
5. **Seven** tens is _____.
6. **Two** tens is _____.

Directions: Draw the number with base ten blocks.

30

50

90

40

THANK YOU

Thank you for downloading my product!
Check back often for new products and freebies.



<http://www.teacherspayteachers.com/Store/Brandy-Owens>

brandy.owens@outlook.com

E-mail with questions or product requests.

Bunting Graphic: [The Cat Lady Graphics](#)

Fuzzy Border: [Graphics from The Pond](#)



All Other Graphics: [Zip A Dee Doo Dah](#)

Fonts by [Lovin Lit](#) & [Cara Carroll](#)

