


# CUT & GLUE MATH ACTIVITIES PACK

By Little  
Learner's Playground



# CUT & GLUE MATH ACTIVITIES PACK

*This pack includes a set of cut and glue math activities that are all aligned to the Common Core Standards. There are a variety of activities, each focusing on a different skill to meet the needs of your students. These activities are perfect for small-group work stations or independent practice/review.*

*The following activities and Common Core Standards are included in this pack:*

- *Greater Than and Less Than 10 (K.CC.6, K.CC.7)*
- *What Comes Next? (K.CC.4)*
- *Counting Apples (K.CC.3, K.CC.4, K.CC.5)*
- *Apple Word Problems (K.OA.1, K.OA.2)*
- *Tall and Short Comparisons (K.MD.2)*

Name \_\_\_\_\_


Date \_\_\_\_\_

# Greater Than and Less Than 10

Instructions: Cut out the number squares and glue each one into the correct column.

These numbers are less than 10.

These numbers are greater than 10.



*(Use with "Greater Than and Less Than 10")*

1	7	12	3
11	5	16	9
19	0	2	6
4	18	13	15
17	14	8	20

Name \_\_\_\_\_

Date \_\_\_\_\_



## What Comes Next?

Instructions: Cut out the number squares and glue them into the correct box.

My number is 7. What comes next?

My number is 5. What comes next?

My number is 9. What comes next?

My number is 3. What comes next?

My number is 6. What comes next?

My number is 8. What comes next?

© Little Learner's Playground







7	6	9	4	8	10
---	---	---	---	---	----

Name \_\_\_\_\_

Date \_\_\_\_\_

# Counting Apples

Instructions: Count the number of apples in each set. Cut out the number squares and glue the correct number into each box.

© Little Learner's Playground

5	10	7	8	6	9
---	----	---	---	---	---

Name \_\_\_\_\_

Date \_\_\_\_\_

# Apple Word Problems

Instructions: Cut out the apples below. Use them to help you represent and solve each word problem. Write your equation.

Sarah picked 5 red apples. Jacob picked 3 green apples. How many apples did they pick altogether?

My work:


My Equation: \_\_\_\_\_

Lucas had 7 apples in his basket. He gave away 4. How many apples did he have left?

My Work:

My Equation: \_\_\_\_\_

© Little Learner's Playground



Name \_\_\_\_\_

Date \_\_\_\_\_

# Tall and Short Comparisons









Instructions: Color the taller objects blue. Color the shorter objects red. Cut them out and glue them into the correct column.

TALL

short



*(Use with "Tall and Short Comparisons")*



# THANK YOU SO MUCH!

Thank you so much for downloading my Cut and Glue Math Activities Pack.  
I hope you enjoy using it with your children!

Terms of Use: Since this is a freebie, I do not mind if you share it and reproduce the pages amongst multiple classrooms/settings. Please do not, however, sell or redistribute it in large quantities. Thank you so much for your understanding.

© Little Learner's Playground, 2013

If you have any questions or requests, please email me at:

[littlelearnersplayground@hotmail.com](mailto:littlelearnersplayground@hotmail.com)

Please visit my TPT store:

<http://www.teacherspayteachers.com/Store/Little-Learners-Playground>

# GRAPHICS, BORDERS & CLIPART COURTESY OF:

<http://frompond.blogspot.com>

<http://www.teacherspayteachers.com/Store/Krista-Walden>

Jeanette Baker of Jason's Online Classroom:

[www.teacherspayteachers.com/store/Jasons-Online-Classroom](http://www.teacherspayteachers.com/store/Jasons-Online-Classroom)

[www.teacherspayteachers.com/Store/Littlered](http://www.teacherspayteachers.com/Store/Littlered)

[www.kevinandamanda.com/fonts](http://www.kevinandamanda.com/fonts)

[www.mycutegraphics.com](http://www.mycutegraphics.com)

<http://office.microsoft.com/en-us/images>

