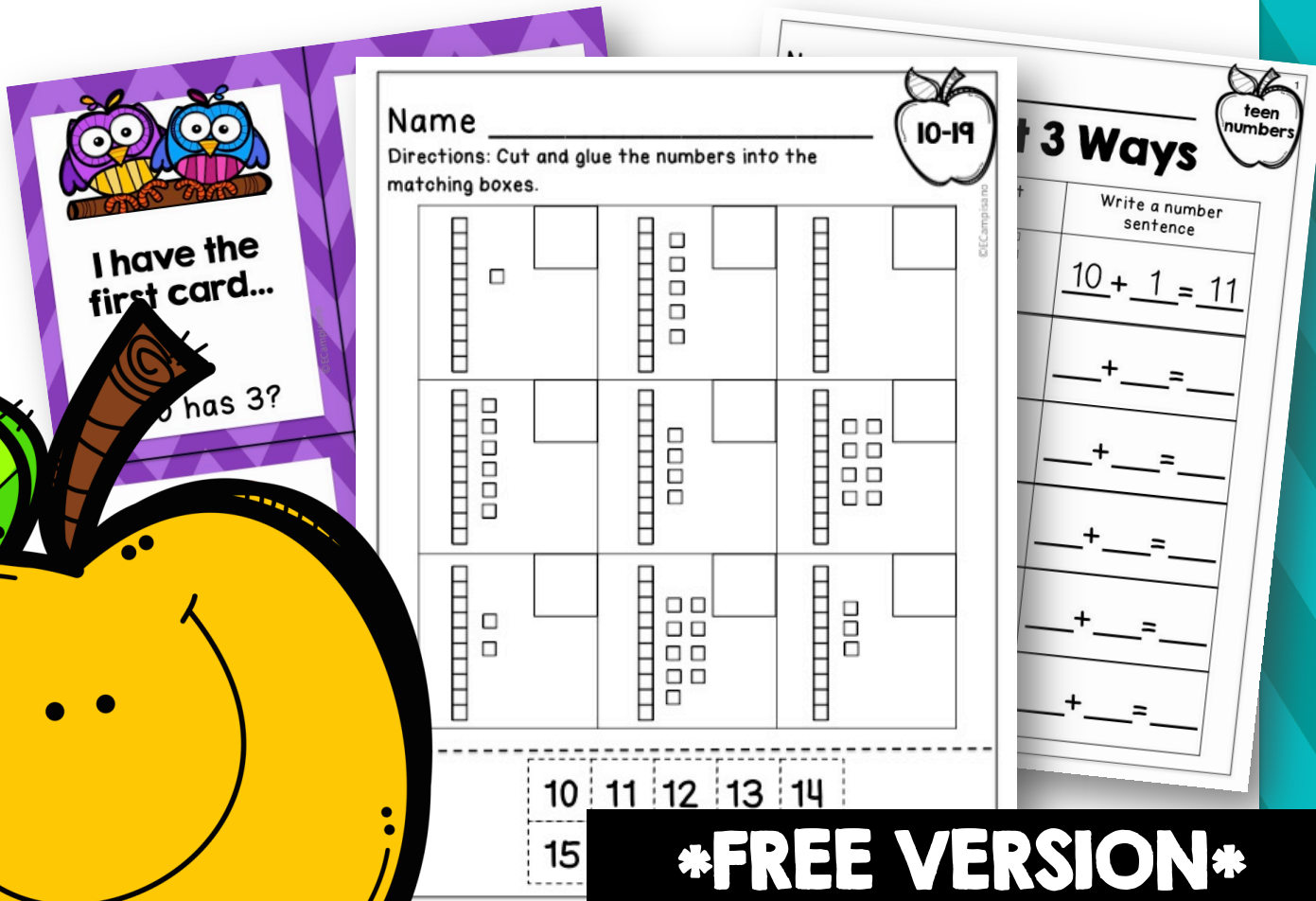


Kindergarten - 1st Grade

BASE TEN PRACTICE

NO-PREP worksheets and more for foundational
place value skills



Thank you so much for downloading the SAMPLE Base Ten Practice Pack!

This resource supports foundational skills for place value. This pack includes a variety of activities to help learners compose and decompose numbers into tens and ones. This is great for supporting the development of place value skills in kindergarten and first grade.

Full Product INCLUDES:


- **Flashcards:** 1-20 Base Ten Block Flashcards
- **Build It Mat:** tens & ones with number cards (1-20) in color & BW
- **Worksheets:**
 - 3 Cut & Paste: Matching Numbers (1-9) with Base Ten Blocks
 - 3 Cut & Paste Matching: Numbers (10-19) with Base Ten Blocks
 - 2 Cut & Paste Matching: Numbers (20-29) with Base Ten Blocks
 - 2 Cut & Paste Matching: Numbers (10-100, tens only) with Base Ten Blocks
 - 2 Cut & Paste Matching: Numbers (10-100, tens & ones) with Base Ten Blocks
 - 2 Dice Worksheets: 2 Roll It & Show It with 1 dice & 2 dice
 - 2 Show It 3 Ways Worksheets: (teen numbers)
- **Game:** I Have... Who Has? (28 Game Cards. Includes 2 #20 cards with the option of stopping at #20 or continuing to #25)

I hope you find this resource helpful! Please do not hesitate to contact me with questions.

Enjoy!

Emily
emily.campisano@gmail.com

click
for the full product




Emily Campisano

Check out my store,
[teacherspayteachers.com/Store/Emily-Campisano](https://www.teacherspayteachers.com/Store/Emily-Campisano),
for more kindergarten resources.

Name _____

Directions: Cut and glue the numbers into the matching boxes.




©ECampisano

<div>□</div> <div>□</div> <div>□</div> <div>□</div> <div>□</div>	<div>□</div>	<div>□</div> <div>□</div> <div>□</div> <div>□</div> <div>□</div>	<div>□</div>	<div>□</div> <div>□</div> <div>□</div>	<div>□</div>
<div>□</div> <div>□</div>	<div>□</div>	<div>□</div> <div>□</div> <div>□</div> <div>□</div> <div>□</div> <div>□</div>	<div>□</div>	<div>□</div> <div>□</div> <div>□</div> <div>□</div> <div>□</div>	<div>□</div>
<div>□</div> <div>□</div> <div>□</div> <div>□</div> <div>□</div> <div>□</div>	<div>□</div>	<div>□</div> <div>□</div> <div>□</div> <div>□</div> <div>□</div>	<div>□</div>	<div>□</div>	<div>□</div>

4	3	9	5	7
6	2	1	8	10

Name _____




Directions: Cut and glue the numbers into the matching boxes.

©ECampisano

10	11	12	13	14
15	16	17	18	19

Name _____



Roll It and Show It

I rolled a...	Color the base ten blocks	Show it on a ten frame
2		

THANK YOU!

Terms of Use

- All pages are copyrighted.
- This item is intended for single-classroom use only.
- Do not copy (print or digitally) any part of this item to redistribute.
- If you would like to share with colleagues, feel free to do so by linking them to my TpT store. ☺

© Copyright 2017. Emily Campisano. All rights reserved.

Credits:



kimberly
geswein
fonts

kg



<http://teachingsuperpower.com/>

I hope you find this resource helpful!
Please do not hesitate to contact me
with questions.

Enjoy!

Emily
emily.campisano@gmail.com

©ECampisano