



# Take-Home STEM Projects



# Thank You

## for downloading this STEM resource!!

This resource includes a LOT of content. Each task card has a QR code (and a link) that goes to a video that lays out a STEM challenge and then explains the science behind the activity. There is also an EDITABLE worksheet and STEM process poster!

These STEM task cards are perfect for emailing to parents so they can EASILY do STEM activities at home with their kiddos! They simply choose a challenge, watch the fun and educational video, sketch out their design, build, and answer the response questions on their worksheets. In addition, students can reference the included STEM process poster as they design and build. They could even take pictures of their creations and send them to you electronically!

### **The materials needed for these activities:**

\*Note, if you don't have all of the materials, get creative and substitute them with what you do have!

Pencils  
Straws  
Pipe Cleaners  
Paper and/or Card-stock  
Note Cards  
Masking Tape / Scotch Tape  
Play Dough  
Marbles & Ping-Pong Ball (or similar)  
Paper Clips  
Popsicle Sticks  
Paper Cups of some sort  
Pennies  
Dental Floss  
Tree Twigs  
Rubberbands


This resource is adapted from my STEM Stations Activities Resource. The videos reference a "STEM BOX", which is a box of supplies that a teacher would pre-stock and have ready for kids to work on in a student-lead group. The STEM Stations resource also comes with detailed worksheets, picture examples and STEM Box labels.

Please feel free to email me  
at any time with any questions  
or concerns regarding this  
resource! -Josh  
**ScienceDemoGuy@gmail.com**


# STEM Engineering Process

## ASK

What is the challenge?




## PLAN

How are you going to solve it?  
Brainstorm ideas!



## CREATE

Follow your plan.



## TEST

Find out how well your plan worked!



## IMPROVE

There is always room for improvement.  
Revise your plan and try again!!



# Air show Competition

The upcoming "Air Show Extravaganza" needs airplanes!



Scan this QR card to watch a short video. It will give you the details of your challenge and explain the science behind it!

You could type this url in instead of scanning the QR code: <https://goo.gl/oSXitP>

**Materials:**  
Straws (3)      5 Sheets Card stock  
Paper Clips (5)      5 Sheets Printer Paper  
Note Cards      Scotch Tape (1 roll)



\*Note, if you don't have all of the materials, get creative and substitute them with what you do have!

# High in the sky

Help a young architect build a really high tower!!



Scan this QR card to watch a short video. It will give you the details of your challenge and explain the science behind it! You could type this url in instead of scanning the QR code: <https://goo.gl/YkPX2H>

## Materials:

Straws (20)

Pipe Cleaners (20)

Note Cards (10)

Masking Tape (1 roll)

Play Dough (1 container)

Paper (5 sheets)

\*Note, if you don't have all of the materials, get creative and substitute them with what you do have!

Copyright © Science Demo Guy



# Lost Marble Lift

Professor Stemplestien has lost his marbles!



Scan this QR card to watch a short video. It will give you the details of your challenge and explain the science behind it! You could type this url in instead of scanning the QR code: <https://goo.gl/ccYRGT>

## Materials:

Pencil (5)

Straws (4)


Pipe Cleaners (6)

Note Cards (5)

Masking Tape (1 roll)

Play Dough (1 container)

Marbles (25)



\*Note, if you don't have all of the materials, get creative and substitute them with what you do have!

Copyright © Science Demo Guy

# Troll Bridge

Are you able to help a troll build a bridge?



Scan this QR card to watch a short video. It will give you the details of your challenge and explain the science behind it! You could type this url in instead of scanning the QR code: <https://goo.gl/Afp4XQ>

## Materials:

Popsicle Sticks (25)

Straws (25)

Pipe Cleaners (25)

Pencils (10)

Masking Tape (1 roll)

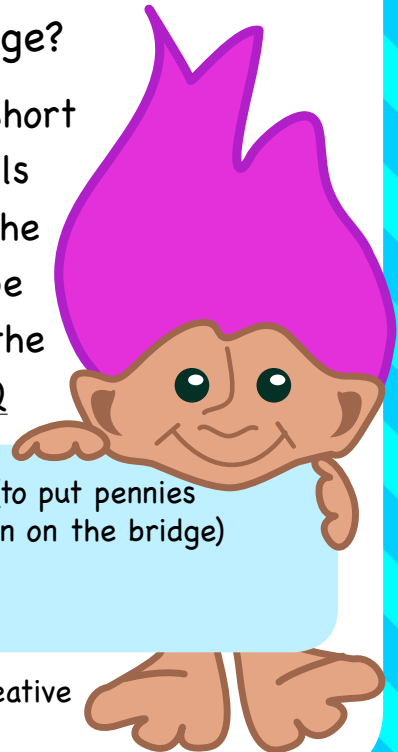
Dental Floss (1 container)

Pennies (50-100)

Small Cup

(to put pennies  
in on the bridge)

\*Note, if you don't have all of the materials, get creative and substitute them with what you do have!



Copyright © Science Demo Guy

# Treasure Island Rescue



Scan this QR card to watch a short video. It will give you the details of your challenge and explain the science behind it! You could type this url in instead of scanning the QR code: <https://goo.gl/FnSGRa>

## Materials:

Twigs (10)	Dental Floss (1 container)
Popsicle Sticks (10)	Rubber Bands (10)
Straws (10)	Pennies (100)
Pipe Cleaners (5)	Small Cup (to put pennies in on the raft)
Pencils (5)	Water Tight Bin (ocean)
	Optional: Blue Food Coloring (for testing)

\*Note, if you don't have all of the materials, get creative and substitute them with what you do have!



Copyright © Science Demo Guy

# Roller Coaster Birthday Party

This is going to be an epic party...but your help is needed!



Scan this QR card to watch a short video. It will give you the details of your challenge and explain the science behind it!


You could type this url in instead of scanning the QR code: <https://goo.gl/vDCTP5>

## Materials:

Straws (25)	Ping Pong Ball (1 or 2)
Pipe Cleaners (25)	Construction Paper
Masking Tape (1 roll)	for Base (optional)
Play Dough (1 container)	Note Cards (10)
	Rulers (2)

\*Note, if you don't have all of the materials, get creative and substitute them with what you do have!

Copyright © Science Demo Guy



## Air Show Competition

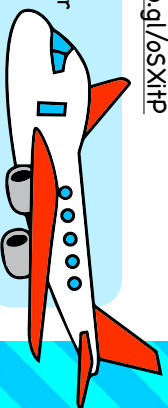
The upcoming "Air Show Extravaganza" needs airplanes!



Scan this QR card to watch a short video. It will give you the details of your challenge and explain the science behind it!

You could type this url in instead of scanning the QR code: <https://goo.gl/6SXtHP>

**Materials:**  
2 Sheets Card stock  
Straws (3)  
5 Sheets Printer Paper  
Paper Clips (5)  
Scotch Tape  
Note Cards (3)



\*Note, if you don't have all of the materials, get creative and substitute them with what you do have!

Copyright © Science Demo Guy

## High in the Sky

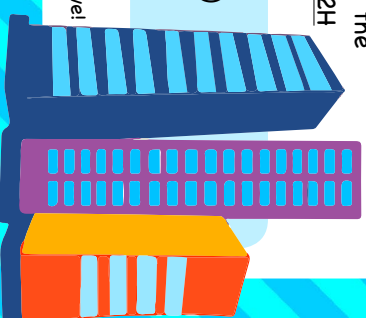
Help a young architect build a really high tower!!



Scan this QR card to watch a short video. It will give you the details of your challenge and explain the science behind it! You could type this url in instead of scanning the

QR code: <https://goo.gl/YKPx2H>

**Materials:**  
Masking Tape  
Straws (20)  
Play Dough (1 container)  
Pipe Cleaners (20)  
Paper (5 sheets)  
Note Cards (10)



\*Note, if you don't have all of the materials, get creative and substitute them with what you do have!

Copyright © Science Demo Guy

## Lost Marble Lift

Professor Stemplestien has lost his marbles!



Scan this QR card to watch a short video. It will give you the details of your challenge and explain the science behind it! You could type this url in instead of scanning the

QR code: <https://goo.gl/ccYRGt>

**Materials:**  
Note Cards (5)  
Masking Tape  
Play Dough (1 container)  
Pipe Cleaners (6)  
Marbles (25)



\*Note, if you don't have all of the materials, get creative and substitute them with what you do have!

Copyright © Science Demo Guy

## Troll Bridge

Are you able to help a troll build a bridge?



Scan this QR card to watch a short video. It will give you the details of your challenge and explain the science behind it! You could type this url in instead of scanning the

QR code: <https://goo.gl/Afp4XQ>

**Materials:**  
Popsicle Sticks (25)  
Straws (25)  
Pipe Cleaners (25)  
Pencils (10)  
Masking Tape  
Dental Floss  
Pennies (50-100)

Small Cup  
(to put pennies  
in on the bridge)

\*Note, if you don't have all of the materials, get creative and substitute them with what you do have!



Copyright © Science Demo Guy

## Treasure Island Rescue



Scan this QR card to watch a short video. It will give you the details of your challenge and explain the science behind it! You could type this url in instead of scanning the QR code: <https://goo.gl/FnSGRa>

**Materials:**

Twigs (10)	Rubber Bands (10)
Popsicle Sticks (10)	Pennies (100)
Straws (10)	Small Cup (to put pennies in on the raft)
Pipe Cleaners (5)	Water Tight Bin (ocean)
Dental Floss	

**\*\*Test your boat by placing it in the bin with water.**



\*Note, if you don't have all of the materials, get creative and substitute them with what you do have!

Copyright © Science Demo Guy

## Roller Coaster Birthday Party

This is going to be an epic party...but your help is needed!

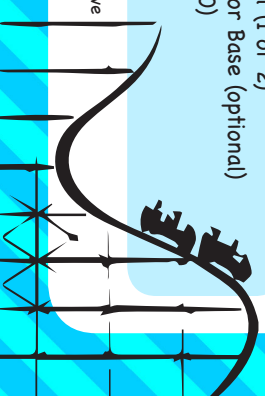


Scan this QR card to watch a short video. It will give you the details of your challenge and explain the science behind it!

You could type this url in instead of scanning the QR code: <https://goo.gl/VDCTP5>

**Materials:**

Straws (25)	Ping Pong Ball (1 or 2)
Pipe Cleaners (25)	Thick Paper for Base (optional)
Masking Tape	Note Cards (10)
Play Dough (1 container)	Rulers (2)



\*Note, if you don't have all of the materials, get creative and substitute them with what you do have!

Copyright © Science Demo Guy

# Just in case

you're looking for more  
fun STEM resources,  
I have many more in my  
TpT Store:



Science Demo Guy

<https://www.teacherspayteachers.com/Store/Science-Demo-Guy>