

Vocabulary Booklets

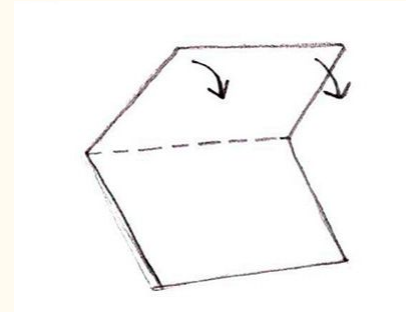
- We will create them every unit.
- Booklets are *summative*!
- They are great study guides!
- Extra points will be given for creativity & color.

Directions

1.) Line up 3 pieces of paper on top of each other and fold them in half with the opening at the bottom.

2.) Front Cover:

- Unit Title
- Your name
- Your hour
- Decorate when you have time



Front Cover Example



Chapter 9: Progressive Era Vocabulary



Mrs. Connors

09-04-19

6th Hour

Directions

3.) On each page of the booklet draw a Frayer Model four square with a circle in the center (see next slide for example). Use the tops & bottoms of each half page to have enough room for all of the vocabulary words.


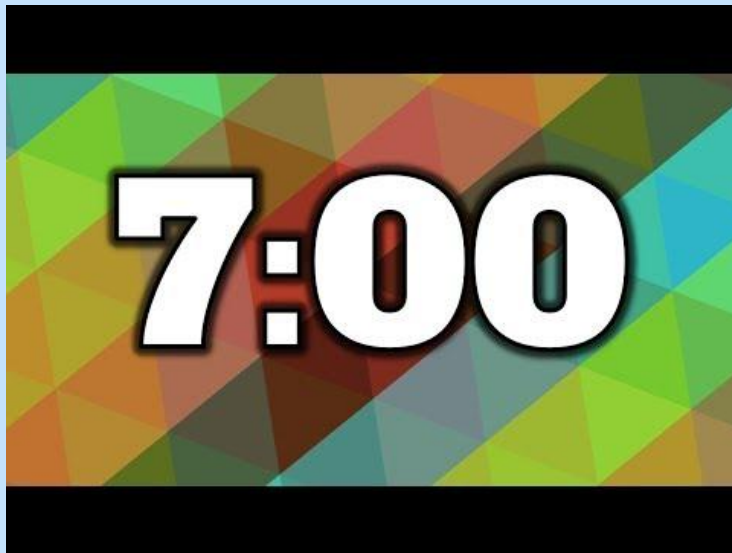
4.) Follow the Vocabulary Booklet Template on the next slide. Each half page is for one vocabulary word.

Bell Work for 09-05-19

Read the political cartoon on Bell Work 2.

On loose leaf (use the same paper as yesterday) answer the 3 questions about the cartoon.

We will Turn & Talk when the timer goes off.



Vocabulary Booklets Template

Write the definition from text & the page number or where you found it.

Write the definition in your own words.

**vocabulary
word**

Put the word in a *complete* sentence.

Draw a picture or write a hint to help you remember it.

Vocabulary Booklets Example


items left behind by someone who took part in an event or witnessed an event directly (firsthand)

page 41

primary
source

items that were part of a historical event or time period

My Grandpa Joe is a primary source when he tells me about his experiences during the 1968 Detroit Riots.



Chapter 9 Vocabulary

1. Progressive Movement
2. prohibition
3. muckrakers
4. suffrage
5. Upton Sinclair's "The Jungle"
6. Square Deal
7. National Association for the Advancement of Colored People (NAACP)
8. Federal Trade Commission (FTC)
9. Federal Reserve System
10. Clayton Antitrust Act