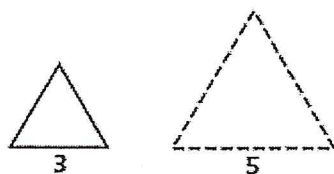
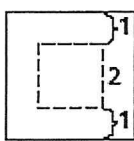


Find the scale factor for the dilation that maps the solid-line figure onto the dashed-line figure.

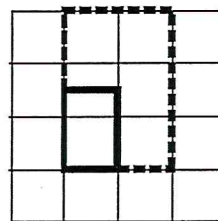
1.



2.

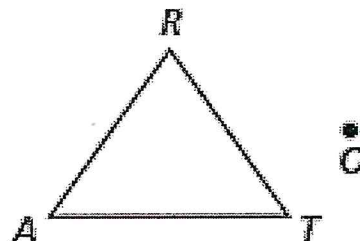


3.



Draw $\triangle A'R'T'$ under the dilation with the given center and scale factor.

4. center O , scale factor of 2



5. center T , scale factor $\frac{1}{2}$

