


1. Find the inverse of each relation. Graph the given relation and its inverse.

x	-2	-1	0	1
y	-3	-2	-1	0



Find the inverse.


2. $y = 4x - 8$

3. $y = 2x^2 + 3$

4. $y = (3 - x)^2$


Graph each relation and its inverse. Find Domain and Range for each. Use table of points

5. $y = -3x + 2$



D:


R:



D:


R:

6. $y = (6 - 2x)^2$



D:

R:



D:

R: