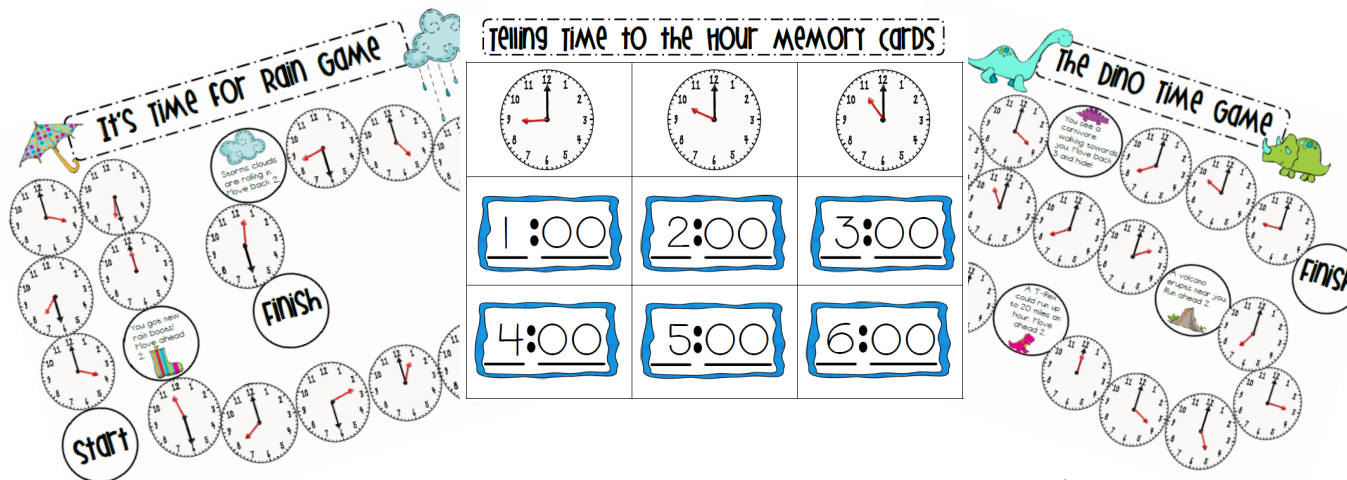


Telling Time

A K-1 TIME PACKET



created by Samantha Halbert

Learningwithahappyheart.blogspot.com

Dear Teachers,

Thank you for purchasing my Telling Time Packet! This unit is filled with a week's worth of engaging math activities. I hope that you will enjoy using these activities in your class! Please contact me if you have any questions at learningwithahappyheart@gmail.com.

Thanks,

Samantha Halbert

Graphics and Fonts created by:



Table of Contents

Time Vocabulary Cards (pages 4-10)

Telling Time Memory (pages 11-17)

Telling Time Board Games (pages 18-30)

Telling Time I Have, Who Has (pages 31-35)

What's Your Bedtime? Survey (pages 36-38)

Match the Time Cut and Paste (pages 39-41)

Fill in the Missing Times Printables (pages 42-45)

Telling Time Math Journal Problems (pages 46-47)

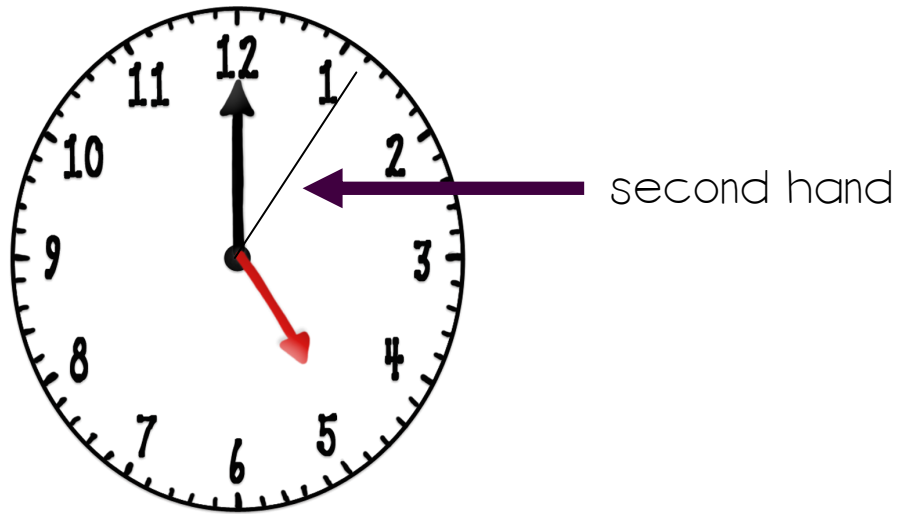
Each activity has a cover sheet with detailed instructions.

TIME VOCABULARY CARDS

Directions: Laminate each sheet. Use the posters to introduce and review time vocabulary words.



Second




There are 60 seconds in a minute.

Minute




minute hand



minutes

There are 60 minutes in an hour.

Hour



hour hand




hours

An hour is 60 minutes.

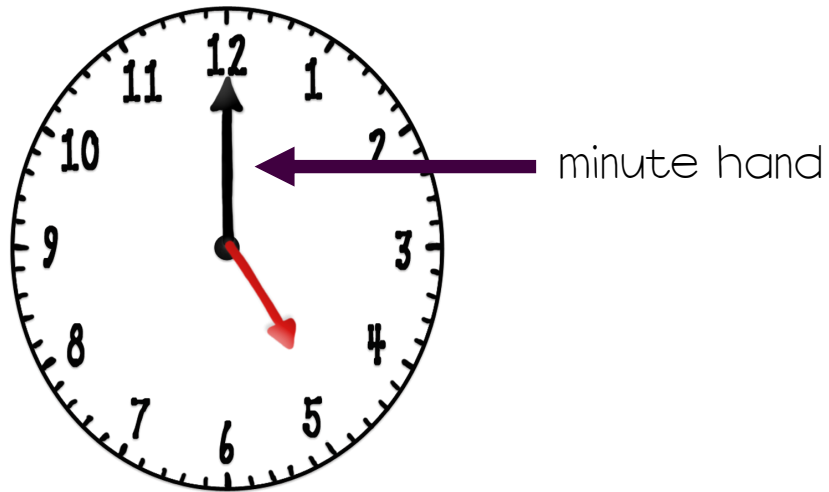
Half Hour

A half hour is 30 minutes.

It takes a half hour to watch most of your favorite T.V. shows.

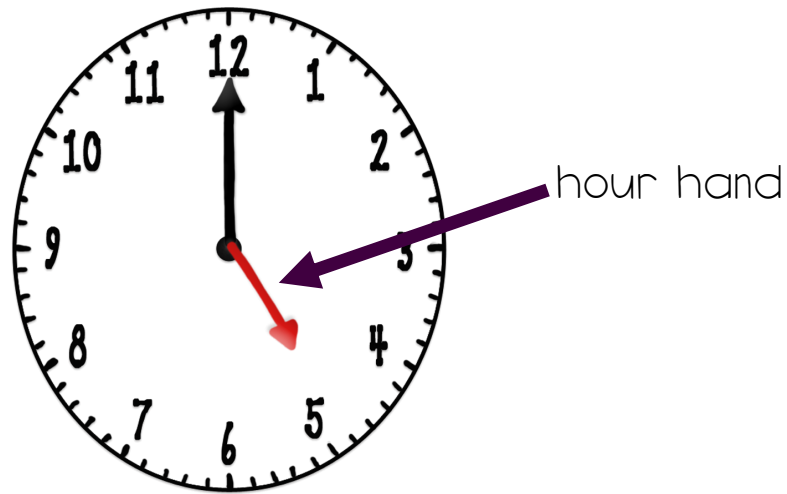


Minute Hand



The minute hand is the long hand on a clock. It shows the minutes.

Hour Hand




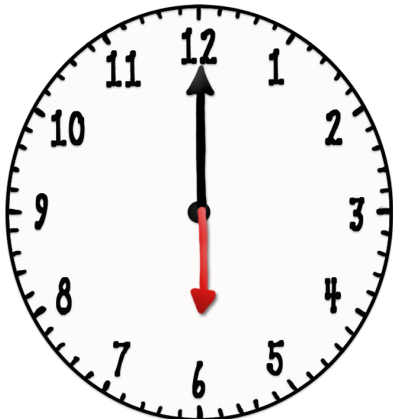



The hour hand is the short hand on the clock. It shows the hours.

TELLING TIME MEMORY


Directions: Cut out and laminate the cards. Pages 12-14 are time to the hour cards. If you are teaching kindergarten or are reviewing time to the hour, you might want to have students start playing with these cards. The cards on pages 15-17 are time to the half hour. In first grade, I mix both sets of cards together. Ask students to place the cards face down. Students will turn over two cards at a time. If the two cards match, the student will get to keep them and go again. Whoever has the most cards at the end is the winner.



TELLING TIME TO THE HOUR MEMORY CARDS



Telling Time to the Hour MEMORY CARDS



1:00

2:00

3:00

4:00

5:00

6:00

Telling Time to the HOUR MEMORY CARDS

7:00

8:00





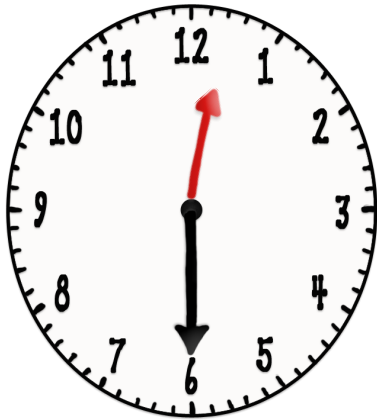
9:00

10:00


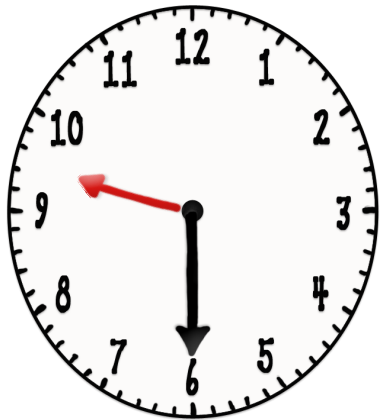
11:00

12:00

TELLING TIME TO THE HALF HOUR MEMORY CARDS



Telling Time to the Half Hour MEMORY CARDS



1:30

2:30

3:30

4:30

5:30

6:30

Telling Time to the Half Hour MEMORY CARDS

7:30

8:30

9:30

10:30

11:30

12:30

Telling Time BOARD GAMES

Directions: The first two games have a time to the hour and time to the half hour version. The second two games have one game board with time to the hour and half hour mixed together. Print out and laminate the game boards and game pieces. Students will roll a die and then move their game piece that many spaces. When they land on a time, they will identify the time and record it on their recording sheet.





The BUGGY FOR TIME GAME!



Take a break to build a chrysalis. Lose a turn.



A beekeeper took all your honey! Move back 2.




Dragonflies can fly up to 36 miles an hour. Move ahead 2.



Start

Finish










The BUGGY FOR TIME GAME!




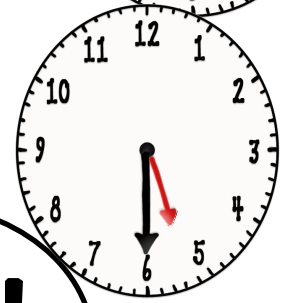
A beekeeper took all your honey! Move back 2.

Dragonflies can fly up to 36 miles an hour. Move ahead 2.

Take a break to build a chrysalis. Lose a turn.

Start




FINISH

Name _____

Date _____



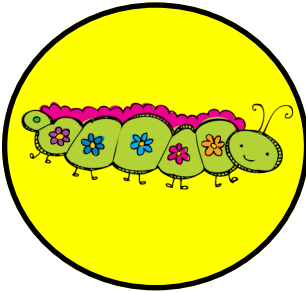


The BUGGY FOR TIME RECORDING SHEET!





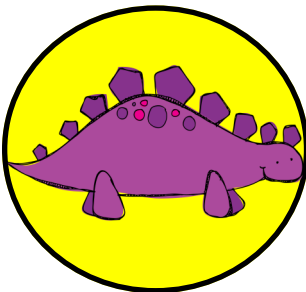




1. 	2. 	3. 	4.
5. 	6. 	7. 	8.
9. 	10. 	11. 	12.
13. 	14. 	15. 	16.

BUGGY FOR TIME GAME PIECES




DINO TIME GAME PIECES





The DINO TIME GAME



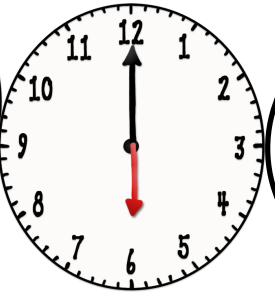

 You see a carnivore walking towards you. Move back 3 and hide!





A volcano erupts near you. Run ahead 2.





FINISH




A T-Rex could run up to 20 miles an hour. Move ahead 2.

Start



The Dino Time Game



A volcano erupts near you. Run ahead 2.



FINISH




A T-Rex could run up to 20 miles an hour. Move ahead 2.



You see a carnivore walking towards you. Move back 3 and hide!




Start




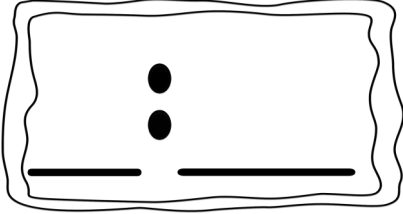
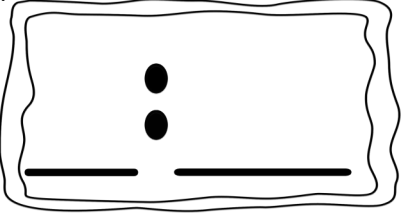
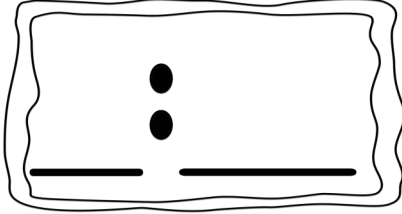
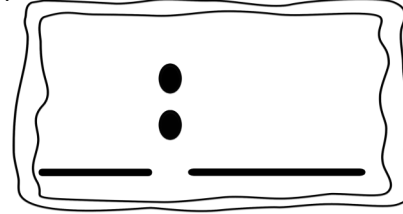
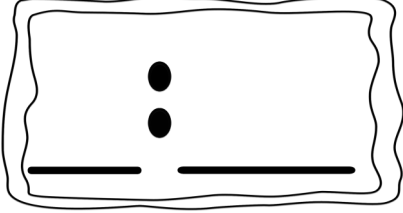
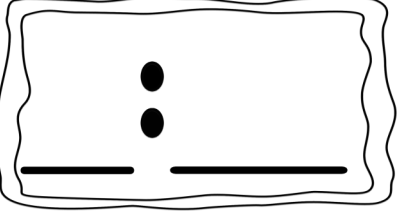
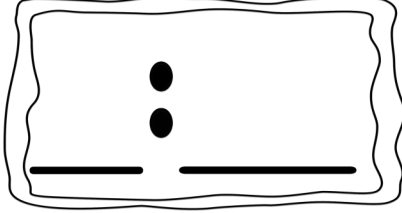
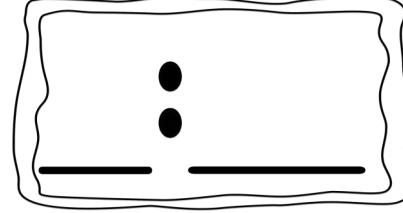
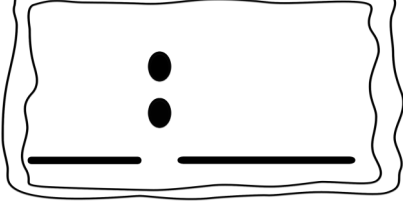
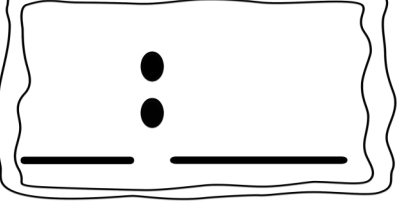
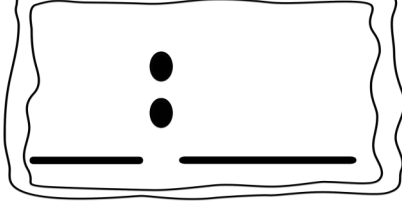
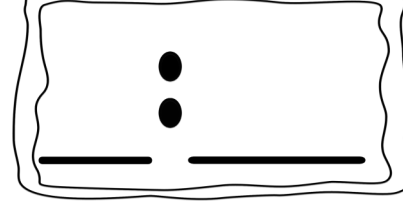
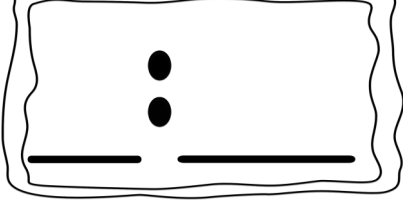
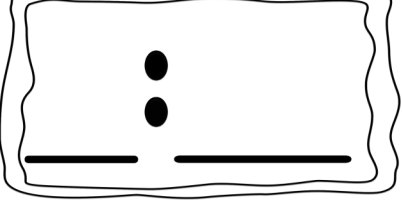
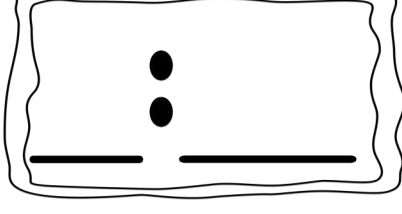
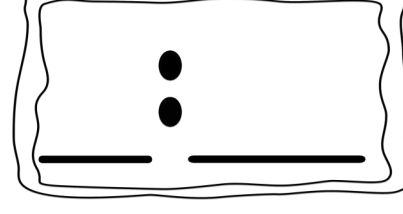
Name _____

Date _____



DINO TIME RECORDING SHEET



1. 	2. 	3. 	4. 
5. 	6. 	7. 	8. 
9. 	10. 	11. 	12. 
13. 	14. 	15. 	16. 



IT'S PARTY TIME GAME



Your balloon floated away! Move back 1.

Oh no! You ran out of cupcakes! Move back 2.

Your friend loved the present you gave her. Move ahead 3.

Start


Finish

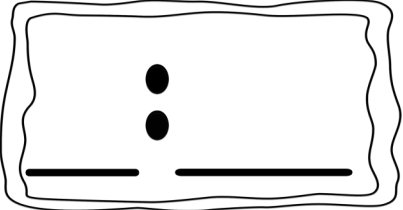
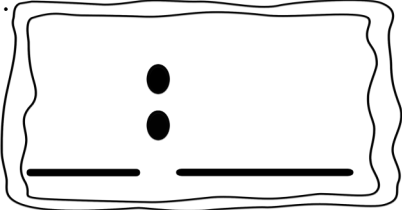
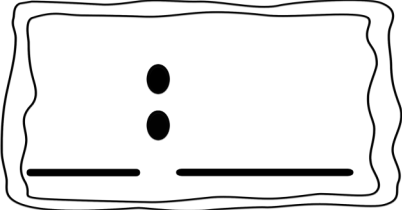
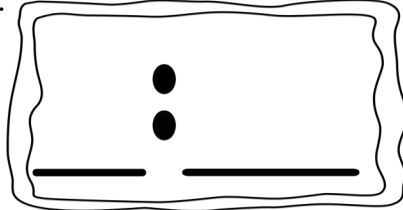
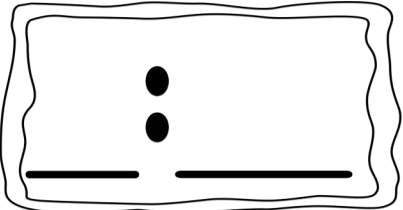
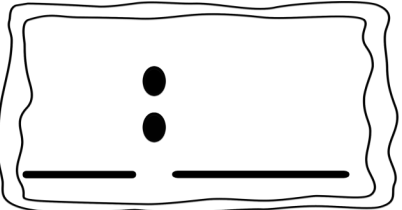
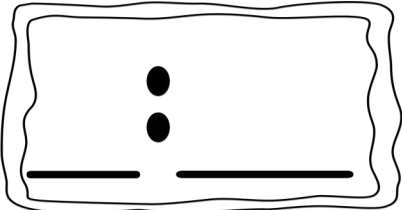
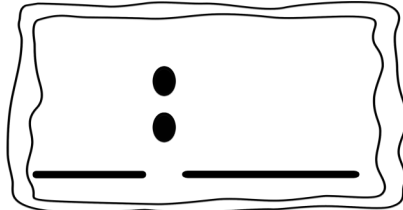
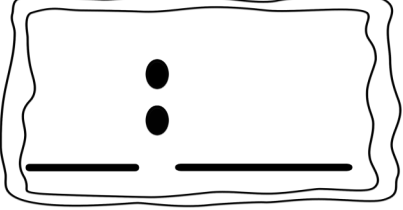
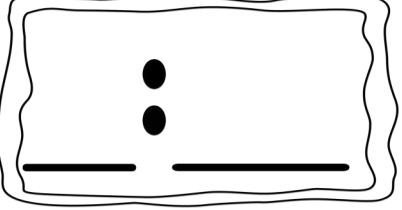
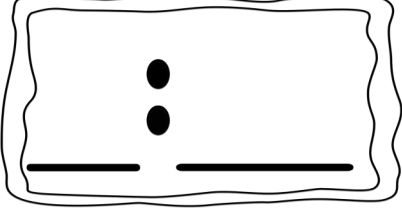
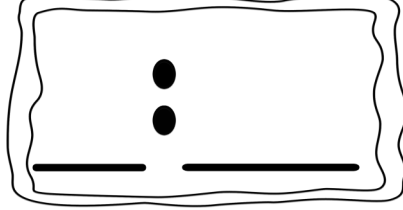
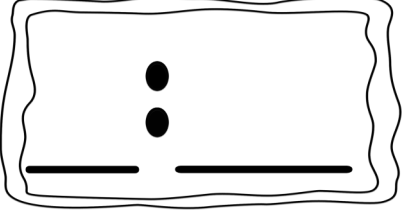
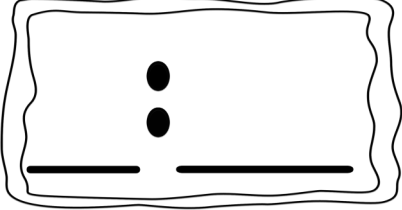
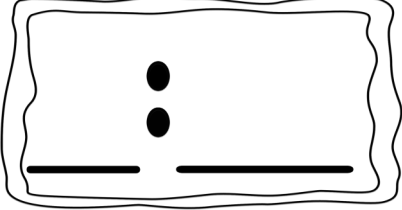
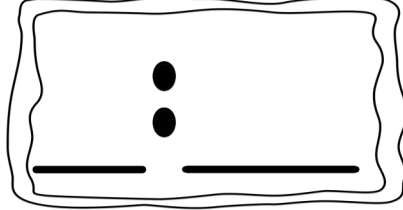
Name _____

Date _____





IT'S PARTY TIME RECORDING SHEET

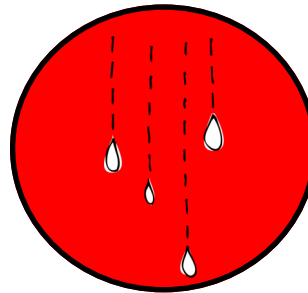

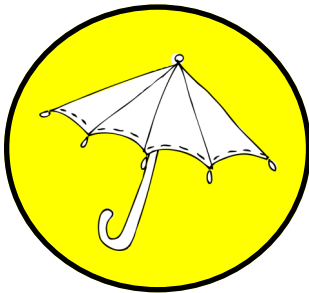


1. 	2. 	3. 	4. 
5. 	6. 	7. 	8. 
9. 	10. 	11. 	12. 
13. 	14. 	15. 	16. 

PARTY TIME GAME PIECES



IT'S TIME FOR RAIN GAME PIECES




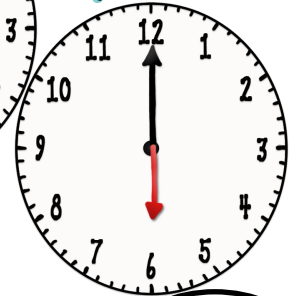




IT'S TIME FOR RAIN GAME




Storm clouds are rolling in.
Move back 2.



You got new rain boots!
Move ahead 2.




FINISH



Your umbrella blew away.
Move back 1.

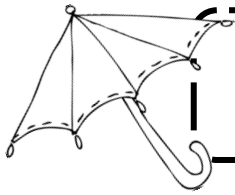


Start




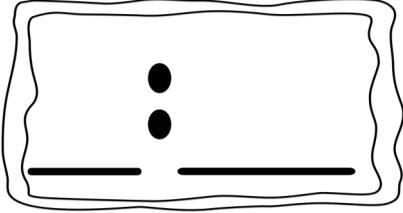
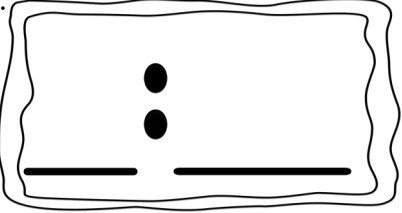
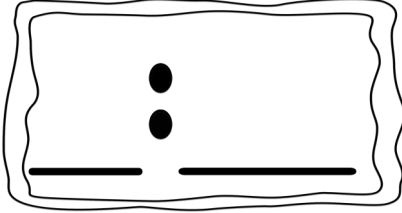
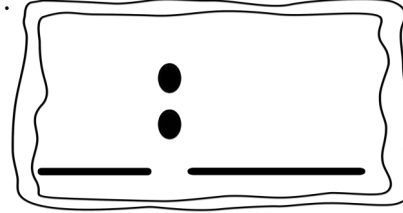
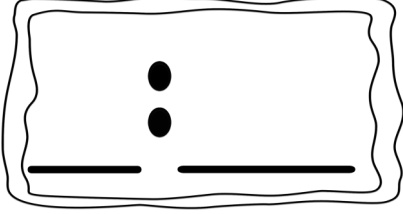
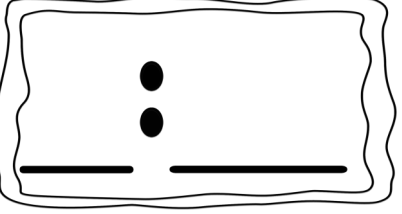
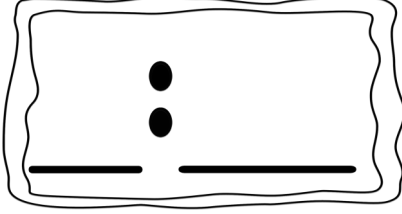
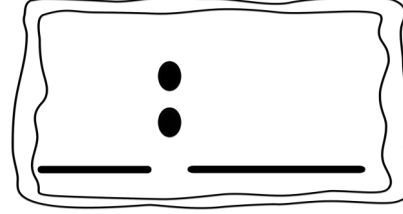
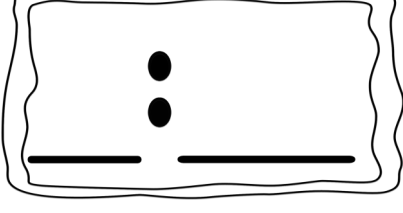
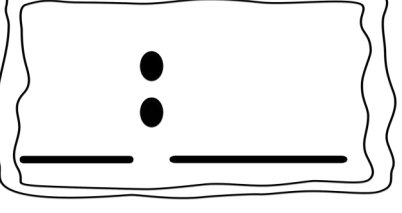
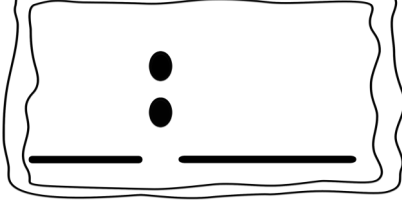
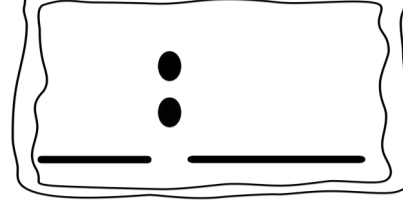
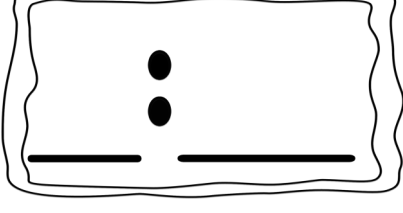
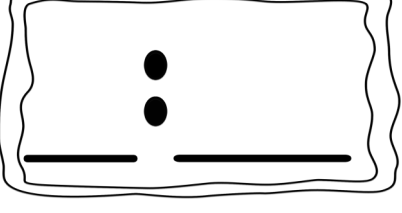
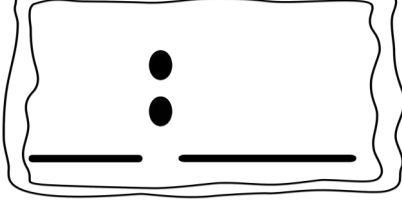
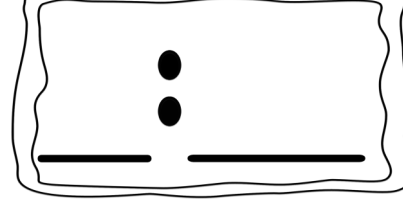
Name _____

Date _____



IT'S TIME FOR RAIN RECORDING SHEET



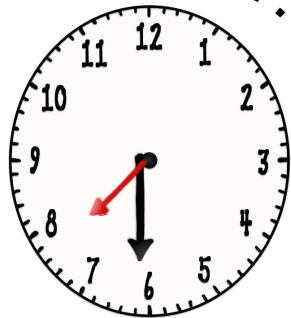
1. 	2. 	3. 	4. 
5. 	6. 	7. 	8. 
9. 	10. 	11. 	12. 
13. 	14. 	15. 	16. 

TELLING TIME I HAVE, WHO HAS

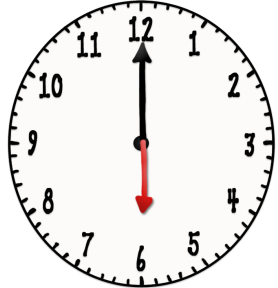
Directions: Print out the sheets and laminate them. Give one card to each student. There are 24 cards so some students may need to take more than one card. Ask one student to read their card. Whoever has the card that matches will read their card next. The game continues until it circles back around to the first student who read.




I have



Who has



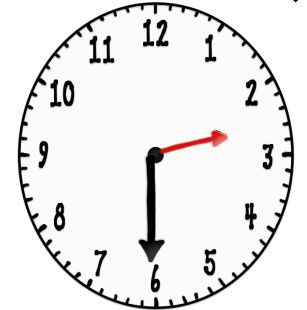
I have



Who has




I have



Who has



I have



Who has



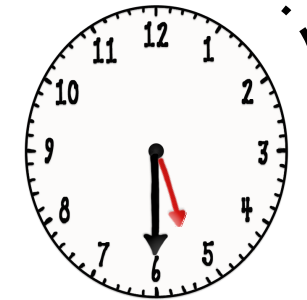
I have



Who has




I have



Who has




I have




I have



I have




Who has



Who has



Who has



I have



I have




I have



Who has




Who has



Who has



I have



Who has



I have



Who has



I have



Who has



I have



Who has



I have



Who has



I have



Who has



I have



Who has



I have



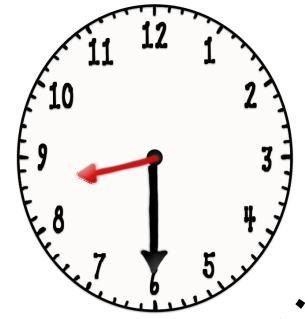
Who has




I have



Who has



I have



Who has



I have



Who has



I have



Who has



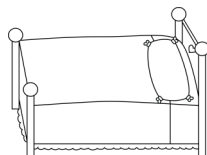
What's YOUR BEDTIME? SURVEY

Directions: Students will ask ten friends what time they go to bed on a school night. After they ask a friend, they will cross off a number on the number line. They will then put a tally next to the time their classmate goes to bed. Students will use that information to fill in the graph. On the next page, students will answer questions about their data.

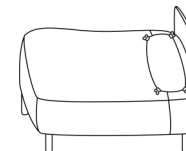


Name _____

Date _____



What's YOUR BEDTIME SURVEY



Directions: Ask ten friends what their bedtime is. Cross out a number on the number line after you ask a friend. Put a tally next to their answer. Use the tally chart to create a graph.

bar graph

number line

1	2	3	4	5	6	7	8	9	10
---	---	---	---	---	---	---	---	---	----

tally chart

7:00 p.m.
7:30 p.m.
8:00 p.m.
8:30 p.m.
9:00 p.m.
9:30 p.m.
10:00 p.m.
Later than 10:00 p.m.

7:00 p.m.	7:30 p.m.	8:00 p.m.	8:30 p.m.	9:00 p.m.	9:30 p.m.	10:00 p.m.	Later than 10:00 p.m.

Name _____


Date _____

What's Your Bedtime Survey

Directions: Use your graph to answer these questions.

1. What is your bedtime?

_____ p.m. _____



2. Circle the most popular bedtime.

7:00

7:30

8:00

8:30

9:00

9:30

10:00

3. Circle the least popular bedtime.

7:00

7:30

8:00

8:30

9:00

9:30


10:00

Write about your data.

Match the Time

Cut and Paste

Directions: Copy a sheet for each student. Ask students to write their name on the top of the page. Students will cut out the clocks and glue them next to the correct time.




Name _____

Date _____

TIME TO THE HOUR CUT AND PASTE


Directions: Cut out the clocks at the bottom of the page and glue them next to the correct time.




6:00




1:00




12:00






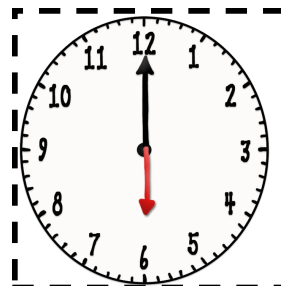
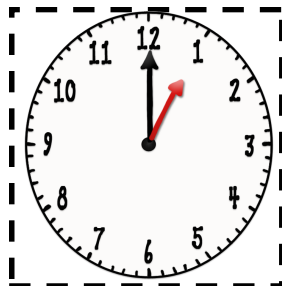
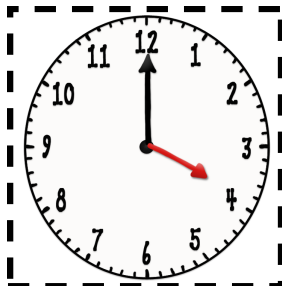
7:00



4:00



10:00




Name _____

Date _____

TIME TO THE HALF HOUR CUT AND PASTE


Directions: Cut out the clocks at the bottom of the page and glue them next to the correct time.




6:30




11:30




4:30



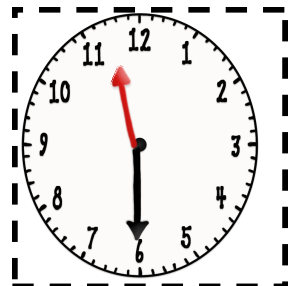
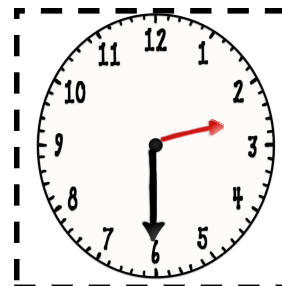
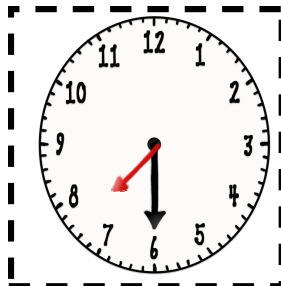
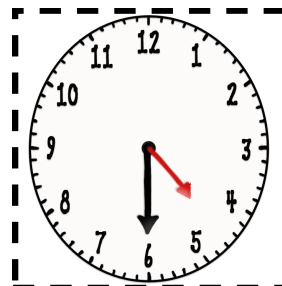
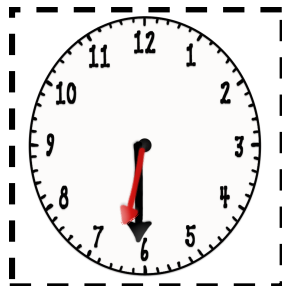
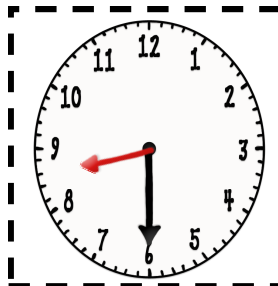
2:30



8:30

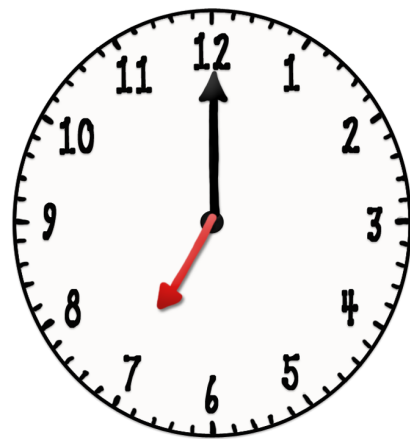


7:30



Fill in the Missing Time Printables

Directions: Copy a sheet for each student. Ask students to write their name on the top of the page. Students write the correct time under each clock.







Name _____



Date _____



Fill in the Missing Time



Directions: Look at each clock. Write the time that matches the clock.



1.  


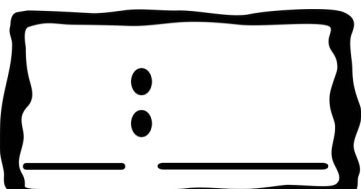
2.  



3.  



4.  


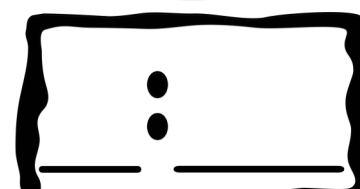
5.  

6.  

7.  

8.  

9.  


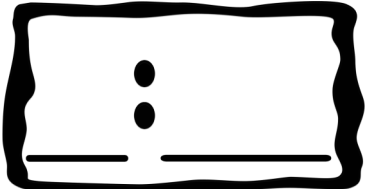
10.  



Name _____



Date _____



Fill in the Missing Time



Directions: Look at each clock. Write the time that matches the clock.



1. 




2. 




3. 




4. 




5. 


6. 


7. 


8. 


9. 



10. 


Name _____


Date _____

Fill in the Missing Time

Directions: Look at each clock. Write the time that matches the clock.




_____ : _____




_____ : _____



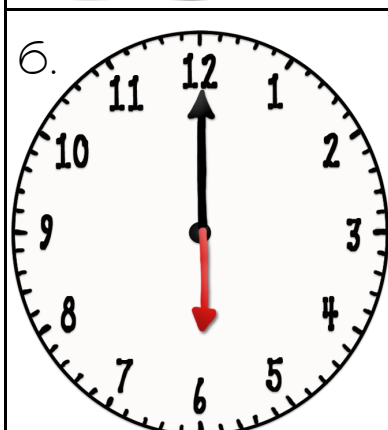
_____ : _____




_____ : _____




_____ : _____




_____ : _____




_____ : _____



_____ : _____



_____ : _____



_____ : _____

Telling Time Math Journal Problems

Directions: Copy a sheet for each student. Ask students to glue the problems into their math journals and solve them. These could be solved over several days or in one sitting. It all depends on your students' ability levels.




TIME Math JOURNAL PROBLEMS

Kim woke up at 6:00 a.m. Her brother woke up 3 hours later. Her mom woke up 2 hours before her brother. What time did Kim's mom wake up?



At 6:00 a.m. there are 10 butterflies in the garden. At 7:00 a.m. there are 20 butterflies in the garden. At 8:00 a.m. there are 30 butterflies in the garden. What time do you think it will be when there are 40 butterflies in the garden?



It takes the chicken 5 hours to lay 20 eggs. How many eggs does the chicken lay per hour?



The horse can run 6 miles an hour. How many hours will it take for the horse to run 42 miles?

