

SOCIAL STUDIES

NEEDS & WANTS



K-1

By: Mrs. Thompson's Treasures

Mrs. Thompson's TREASURES



Thank you for your purchase! I hope this resource is helpful!

You may also like:

BUNDLE

Close Reading for Beginners

Close Reading for Beginners
October
November
December

Close Reading for Beginners
January
February
March

Close Reading for Beginners
April
May
June

Close Reading for Beginners
July
August
September

KINDERGARTEN Science YEAR LONG BUNDLE

By: Mrs. Thompson's Treasures



Lauren FROM
MRS. THOMPSON'S TREASURES

This is a general list of social studies ideas taught in K-1 classrooms across the United States. The highlighted section is what is included in this resource.

Civics	<ul style="list-style-type: none"> • Rules at school • Rules at home • Why we have rules • Being a good citizen - sharing and cooperation • Being a good citizen - respect for things around us • Being a good citizen in the U.S. • Conflict resolution - listening and respecting • Conflict resolution - voting and decision making (in the classroom)
Economics	<ul style="list-style-type: none"> • Understanding basic needs • Where we get food • Understanding wants • Choice and scarcity • Community helpers/jobs • What is money? • How we get things we need/want • American coins
Geography	<ul style="list-style-type: none"> • Location and relative position • Maps - classroom • Maps - school • Our school community • My neighborhood • Landforms and bodies of water • Changing seasons - geographic regions • Out in the weather - clothes and activities
History	<ul style="list-style-type: none"> • Life today and long ago • Jobs today and long ago • Chronological sequencing • National holidays - remembering the past • National holidays - saying thank you • American symbols • Famous Americans

needs & wants

Ideas & Tips

BEFORE YOU BEGIN:

These activities can be used at a pace that works for your class. You can do several a day or spread them out over a few weeks. Some of the activities have different versions so you can differentiate as needed. It is not expected that each student will complete every page.

TO BEGIN THE UNIT:

Read the anchor chart together. Discuss things that are needs/wants. Have students fill out the bubble maps (print front and back to save paper).

Extra reading: *Do I Need It, or Do I Want It?* by Jennifer S. Larson
Those Shoes by Maribeth Boelts
The Vegetables We Eat by Gail Gibbons

Needs and Wants




All people need certain things to live and be healthy. We need food to eat and clean water to drink. We need shelter, or a home to live in. We also need clothes to wear. Other things such as toys, telephones, games, and T.V. are called wants. They help us have fun and enjoy life, but we do not need them to live.

Name _____

Things I Need


Fill in the circles with words or pictures.



Name _____

Things I Want


Fill in the circles with words or pictures.



Name _____

Things I Need

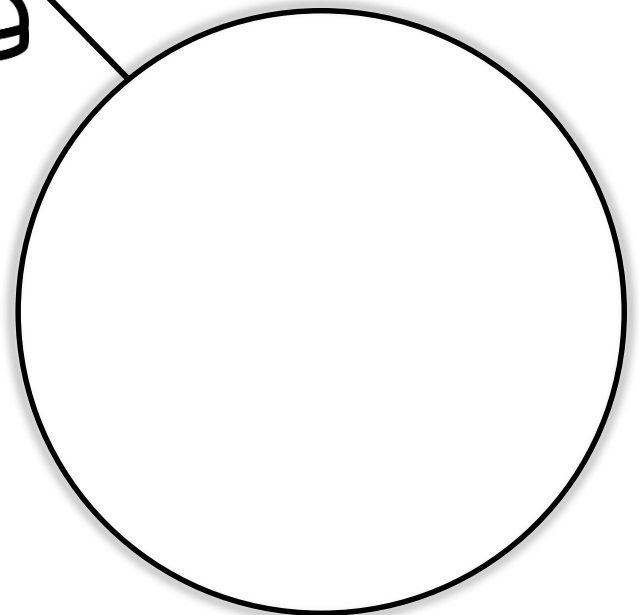






Fill in the circles with words or pictures.



Name _____

Things I Want

Fill in the circles with words or pictures.



Name _____


Need or Want Sort





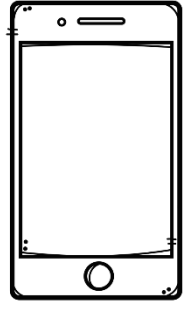



Color the pictures and cut out the boxes.. Glue the pictures in the correct row.

NEED

WANT

©Mrs. Thompson's Treasures




Name _____

Needs & Wants

Cut pictures from magazines that show needs and wants. Glue them in the right column.




NEEDS

WANTS

Name _____

My Needs and Wants




Things I need are

Things I want are

Name _____


My Needs and Wants



Things I need are _____

Things I want are _____


What We Need



Name _____

1

We need food.



2

We do not need a bike.




3

We need water.




4

We do not
need toys.



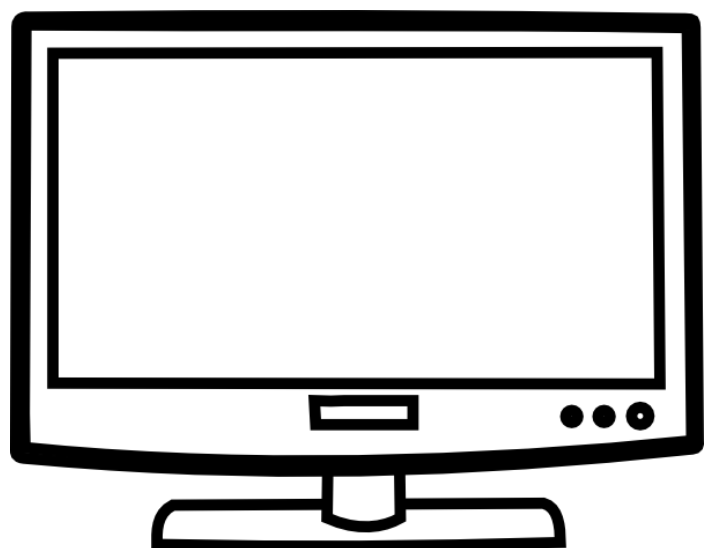
5

We need
clothes.



6

We do not
need a T.V.



7

We need
shelter.

This is my home!

8

LISTENING/READING COMPREHENSION

The listening comprehension page can be used for pre readers. Students can follow along with you and look for letters/sight words you are working on and highlight them.

For the reading comprehension, have students read the story 3 times and check off each time. This can be done with a partner, small group or independently depending on reading level. Students will then circle the correct answer for the questions and use the color indicated to underline (or highlight) the evidence that supports their answer in the text.

Needs & Wants

Name _____

Read the story 3 times. Answer the questions. Use the colors to underline your evidence.



Jen and her mom go to the store. Jen
sees a cute bear. "Can I have it please?"
Jen asks. "I'm sorry, Jen. I do not have
money for that," said her mom. "We can
only get the food we need this time. We can
buy a toy that you want next month when it
is your birthday."



Jen wants a _____.
ball bear brush



They need to get _____.
food toys bears



When can Jen get a bear?
Christmas birthday

Draw a picture of a toy that you want.

Needs & Wants

Name _____

This page is to practice listening comprehension. Read the story to the students and have them color in the picture that matches.


Jen and her mom go to the store. Jen sees a cute bear. "Can I have it please?" Jen asks. "I'm sorry, Jen. I do not have money for that," said her mom. We can only get the food we need this time. We can get you a toy that you want next month when it is your birthday."



Needs & Wants

Name _____

Read the story 3 times. Answer the questions. Use the colors to underline your evidence.



Jen and her mom go to the store. Jen sees a cute bear. "Can I have it please?" Jen asks. "I'm sorry, Jen. I do not have money for that," said her mom. "We can only get the food we need this time. We can buy a toy that you want next month when it is your birthday."

--	--	--



Jen wants a _____.

ball bear brush



They need to get _____.

food toys bears



When can Jen get a bear?

Christmas birthday

Draw a picture of a toy that you want.

How Do We Get Food?


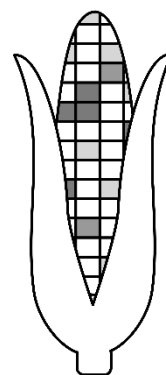















When we go to the grocery store, we can buy food to eat. But where does the food come from? Food is grown on a farm. Animals on the farm give us food too. We get milk from cows and eggs from chickens. When the food is ready, it goes to the store. At the store, we can buy the food that came from the farm.

Name _____

Food From the Farm

Color in the pictures of food that comes from a farm.




Name _____


How Do We Get Food?

Color and cut out the pictures. Put them in order to show how we get food.

1



2







3




4






How Do We Get Food?

Write a sentence about each picture.








How Do We Get Food?

Write a sentence about each picture.








Let's Shop Instructions

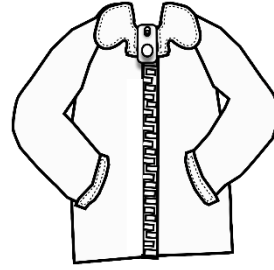
- Each student gets a “Let’s Shop” page and 6 dollar bills. Print the dollar bills on green paper or have students color them in and cut them out.
- This simple activity will give the students an introduction to choice and scarcity. They are pretending they are going to the store, but they only have \$6 to spend, so they have to choose what they need/want.
- You can make this activity as simple as letting them look at the items and choosing whatever they want, OR make it more challenging by presenting a scenario for them.
- Ex: *You are going to the store and your mom said you must get food for lunch and something warm to wear because winter is coming.* This gives them a little more to think about.
- After they have glued their dollars next to their choices, have them discuss with a partner or group why they made the choices they did.


Let's Shop


Name _____


What will you buy? Glue your dollars next to your choices.











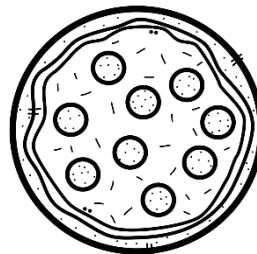






























Terms of Use

Please note, this product is for personal classroom use by a single teacher.

You may:	You may not:
<ul style="list-style-type: none">• Use this item for your own personal use• Use this item for your own classroom and students• Make copies for use in your classroom and students	<ul style="list-style-type: none">• Give this item to others• Copy this item for use by others• Post this item on a website• Copy or modify any part of this item to offer others for free or for sale.

©2018 Lauren Thompson, Mrs. Thompson's Treasures. All rights reserved. Permission is granted to copy for personal classroom use. Copying any part of this product and placing it on the internet in any form is strictly forbidden. Doing so is a violation of the Digital Millennium Copyright Act (DMCA)

Fonts & Clip Art Credit

