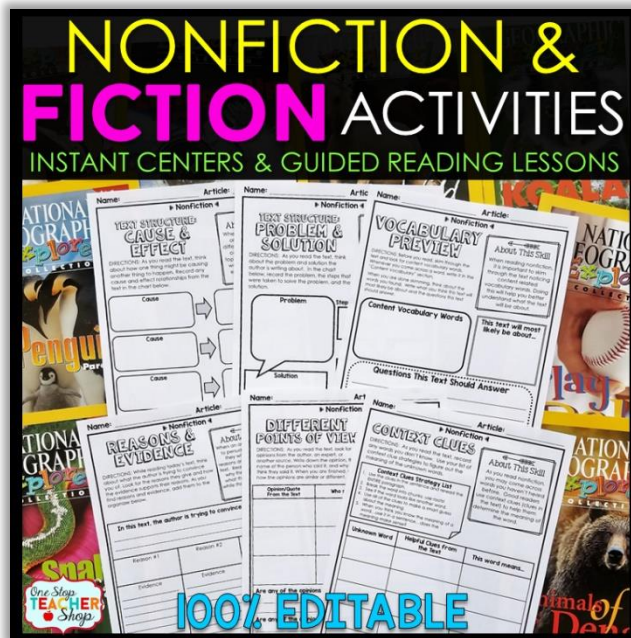


# THANK YOU FOR DOWNLOADING!

The **FULL- Version** is 100% Editable and comes with a PDF version, a PowerPoint version, and a Google Slides version that is ready to be used with GOOGLE Classroom.

I also include an ANCHOR CHART version of each graphic organizer with instructions on how to print poster-size pages.

If you try this **FREE** resource and decide you would like to purchase it, just click the picture below to find it in my shop.



## USING THIS RESOURCE

All you have to do is print the skill sheet you would like your students to practice, pair it with almost any text, and you now have an instant reading center or guided reading activity! You can use each sheet several times, too. Just pair it with a different text and you have a whole new activity.

Name: \_\_\_\_\_

Article: \_\_\_\_\_

► Nonfiction ◀

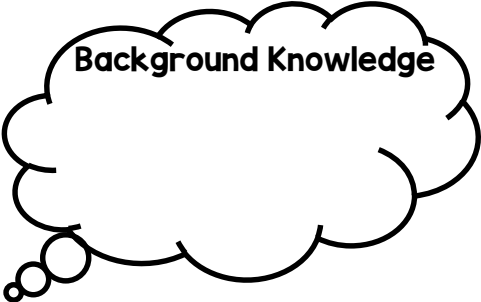


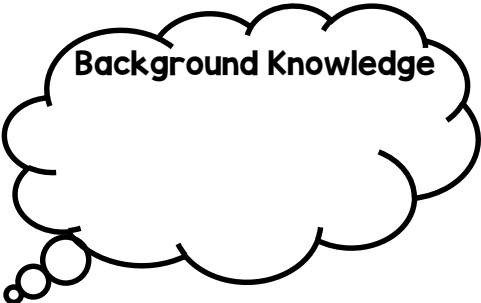

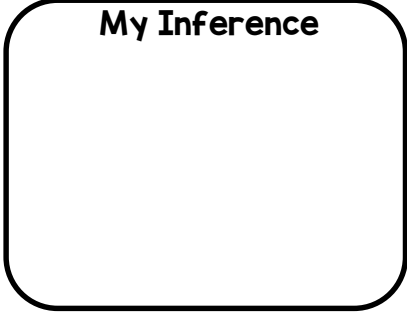
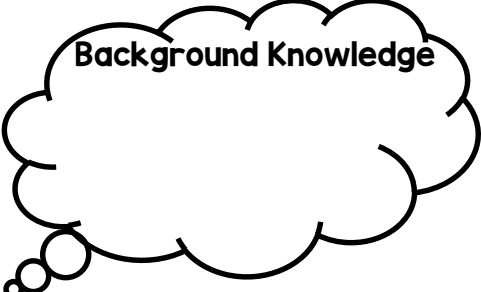


# MAKING INFERENCES

DIRECTIONS: In order to make an inference, you must use clues from the text and your own background knowledge.

During today's reading, record your inferences in the inference section. Make sure you also include the clues from the text and your background knowledge that helped you make the inference.

## About This Skill

Much of what we understand in a text is not written, or stated, by the author. A lot of times an author will give us enough clues to figure things out on our own.

	+		=	
	+		=	
	+		=	

Name: \_\_\_\_\_

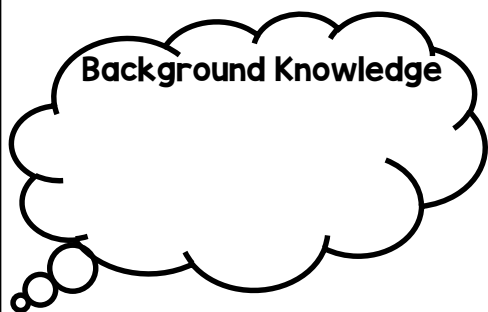
Article: \_\_\_\_\_

► Nonfiction ◀


# MAKING INFERENCES

DIRECTIONS: In order to make an inference, you must use clues from the text and your own background knowledge.

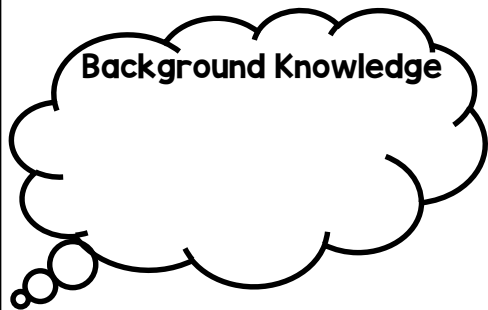
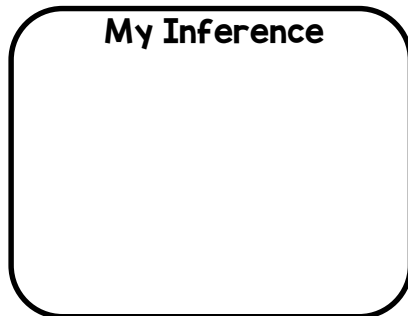
During today's reading, record your inferences in the inference section. Make sure you also include the clues from the text and your background knowledge that helped you make the inference.




+



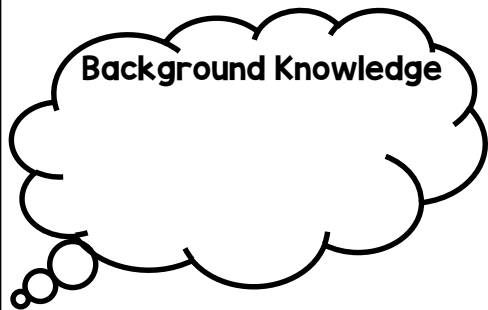
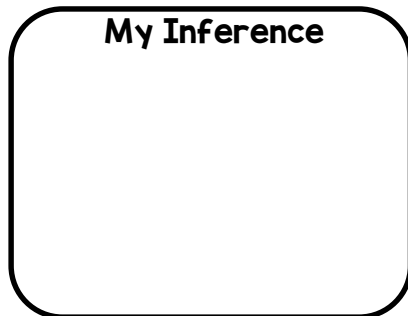
=




+



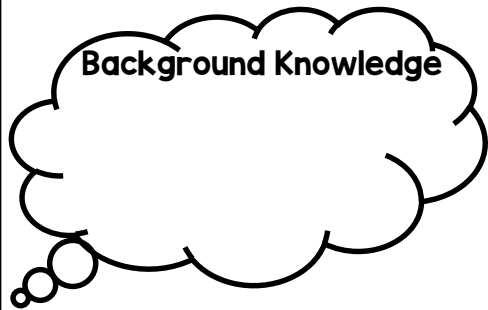
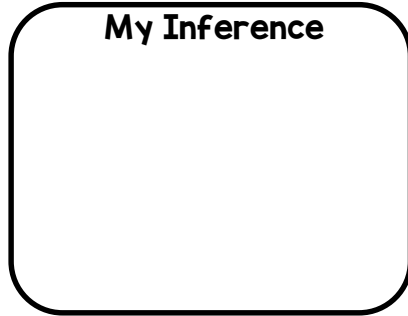
=




+




=



+



=



Name: \_\_\_\_\_

Article: \_\_\_\_\_

► Nonfiction ◀

# PREVIEW THE TEXT

DIRECTIONS: Before you read the text, search through the page(s) and look for things that stand out to you. Use the list below to guide your search. As you come across one of the following items, be sure to record your thoughts, any information it may give you, or your reaction to the item.

←

## About This Skill

Before we read nonfiction, we should always preview the text. Doing this will give us clues as to what the text will be about and help us better understand the text.

Item to Preview	Record Thoughts, Information, or Reaction
Title	
Headings & Subheadings	
Pictures & Illustrations	
Captions	
Organization (Structure)	
Flashing Lights! (anything that stands out)	

Name: \_\_\_\_\_

Article: \_\_\_\_\_

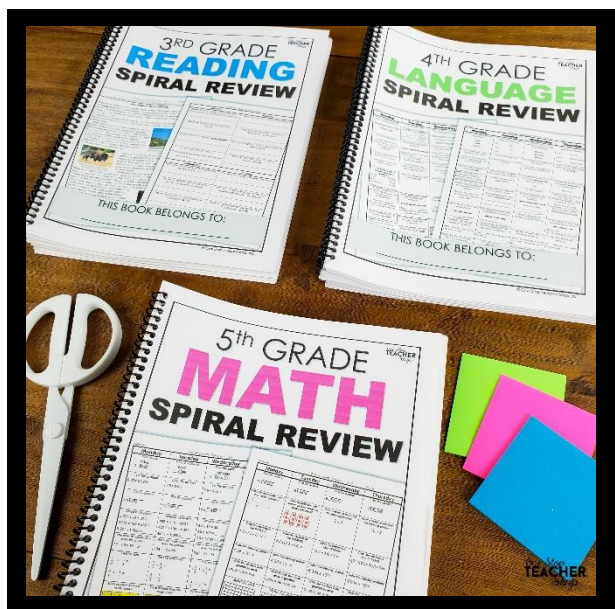
► Nonfiction ◀  
**PREVIEW THE TEXT**

DIRECTIONS: Before you read the text, search through the page(s) and look for things that stand out to you. Use the list below to guide your search. As you come across one of the following items, be sure to record your thoughts, any information it may give you, or your reaction to the item.

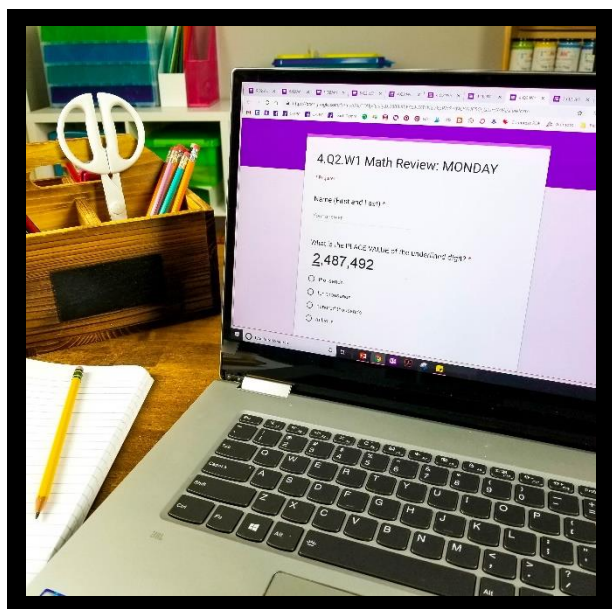
<b>Item to Preview</b>	<b>Record Thoughts, Information, or Reaction</b>
<b>Title</b>	
<b>Headings &amp; Subheadings</b>	
<b>Pictures &amp; Illustrations</b>	
<b>Captions</b>	
<b>Organization (Structure)</b>	
<b>Flashing Lights!</b> (anything that stands out)	

# MORE RESOURCES BY **TEACHER** shop

CLICK each picture to learn more!



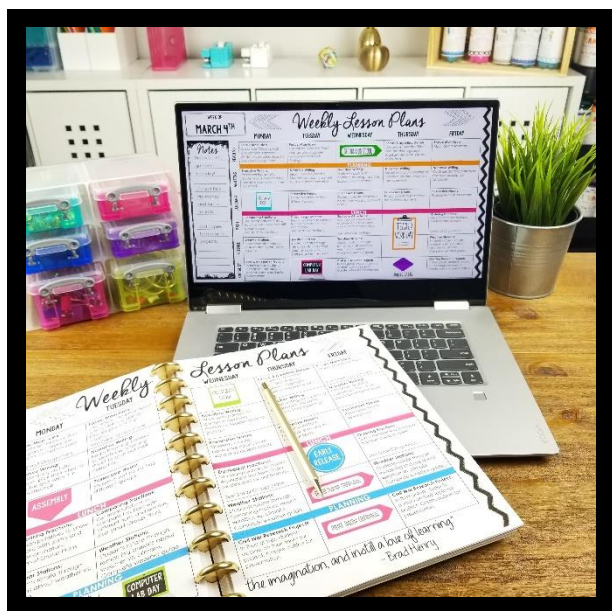
**DAILY SPIRAL REVIEW & QUIZZES**  
Reading, Math, & Grammar  
**GRADES K-12**



**DIGITAL SPIRAL REVIEW & QUIZZES**  
Reading, Math, & Grammar  
**GRADES 1-12**



**I CAN GAMES**  
Math & Grammar  
**GRADES K-12**



**ONE STOP TEACHER PLANNER**  
**FREE UPDATES FOR LIFE!**  
[CLICK HERE](#) for student planners

**WANT TO SEE MORE?**

**CLICK HERE**



**THANK YOU**  
for purchasing this resource!



I take great pride in the resources I create for teachers. If you have any questions or feedback, I would love to hear from you at [kristin@onestopteachershop.com](mailto:kristin@onestopteachershop.com)

WANT ACCESS TO MY  
**VAULT OF  
FREEBIES?**

**SIGN ME UP!**

LET'S CONNECT!

**JOIN MY FACEBOOK GROUP!**

**READY TO JOIN!**

**READ MY BLOG FOR  
TIPS. IDEAS. & FREEBIES**

**TAKE ME THERE!**

*Want to Share?*

To share this resource with your colleagues, you can purchase additional licenses at a discounted rate! Go to "My Purchases", find your original purchase and add on as many licenses as needed.

### **TERMS OF USE**

This item is a paid digital download from One Stop Teacher Shop, Inc. As such, it is for use by **the original purchaser** only. This item is also bound by copyright laws.

**Redistributing, selling, or posting** this item (or any part thereof) on the Internet (including classroom webpages) are all strictly prohibited without first gaining permission from the author. Violations are subject to the penalties of the Digital Millennium Copyright Act. Please contact me if you wish to be granted special permissions or have questions! Email: [Kristin@onestopteachershop.com](mailto:Kristin@onestopteachershop.com)

**CLIPART/GRAPHIC CREDITS**