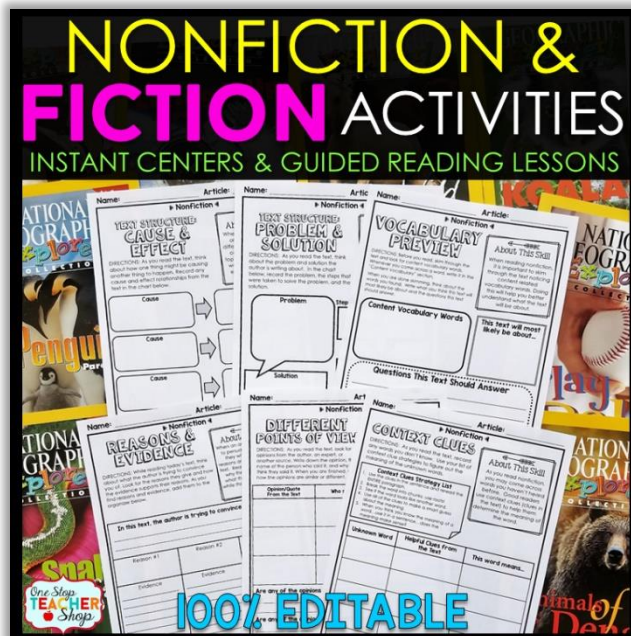


# THANK YOU FOR DOWNLOADING!

The **FULL-Version** is 100% Editable and comes with a PDF version, a PowerPoint version, and a Google Slides version that is ready to be used with GOOGLE Classroom.

I also include an ANCHOR CHART version of each graphic organizer with instructions on how to print poster-size pages.

If you try this **FREE** resource and decide you would like to purchase it, just click the picture below to find it in my shop.



## USING THIS RESOURCE

All you have to do is print the skill sheet you would like your students to practice, pair it with almost any text, and you now have an instant reading center or guided reading activity! You can use each sheet several times, too. Just pair it with a different text and you have a whole new activity.

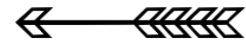
Name: \_\_\_\_\_

Title: \_\_\_\_\_

► Fiction ◀

# POINT OF VIEW & PERSPECTIVE

DIRECTIONS: While reading today's text, pay close attention to who is telling the story. Is it told from 1<sup>st</sup> person or 3<sup>rd</sup> person point of view? Now, imagine the story being told from a different perspective (a different character's point of view). How would the story be different? Use the organizer below to record your thoughts about the point of view.



## About This Skill

Point of view is a critical part of every story. Changing who tells the story can drastically change the way events are described to the reader.

### Who is telling the story?

What information does the reader gain because this person is telling the story?

What information does the reader miss out on because this person is telling the story?

How might the story change if it was told from a different character's perspective?

---

---

---

---

---

---

Name: \_\_\_\_\_

Title: \_\_\_\_\_

► Fiction ◀

# POINT OF VIEW & PERSPECTIVE

DIRECTIONS: While reading today's text, pay close attention to who is telling the story. Is it told from 1<sup>st</sup> person or 3<sup>rd</sup> person point of view? Now, imagine the story being told from a different perspective (a different character's point of view). How would the story be different? Use the organizer below to record your thoughts about the point of view.

**Who is telling the story?**

What information does the reader gain because this person is telling the story?

What information does the reader miss out on because this person is telling the story?

How might the story change if it was told from a different character's perspective?

---

---

---

---

---

---

---

---

Name: \_\_\_\_\_

Title: \_\_\_\_\_

► Fiction ◀

# COMPARING TEXTS

DIRECTIONS: Think about the two stories you have read. What do they have in common? Maybe a similar theme, character, or event. Fill in the information below for each text. Use this information to determine how the two stories are similar. Write their similarities in the center.

←

### About This Skill

Often times when we read, we notice that two completely different texts have a lot in common. Sometimes they may have a similar plot, characters, or even theme.

Title: \_\_\_\_\_

Setting: \_\_\_\_\_

Characters: \_\_\_\_\_

\_\_\_\_\_

Theme: \_\_\_\_\_

Events: \_\_\_\_\_

\_\_\_\_\_

\_\_\_\_\_

Ending: \_\_\_\_\_

### Similarities

Title: \_\_\_\_\_

Setting: \_\_\_\_\_

Characters: \_\_\_\_\_

\_\_\_\_\_

Theme: \_\_\_\_\_

Events: \_\_\_\_\_

\_\_\_\_\_

\_\_\_\_\_

Ending: \_\_\_\_\_

Name: \_\_\_\_\_

Title: \_\_\_\_\_

► Fiction ◀  
**COMPARING TEXTS**

DIRECTIONS: Think about the two stories you have read. What do they have in common? Maybe a similar theme, character, or event. Fill in the information below for each text. Use this information to determine how the two stories are similar. Write their similarities in the center.

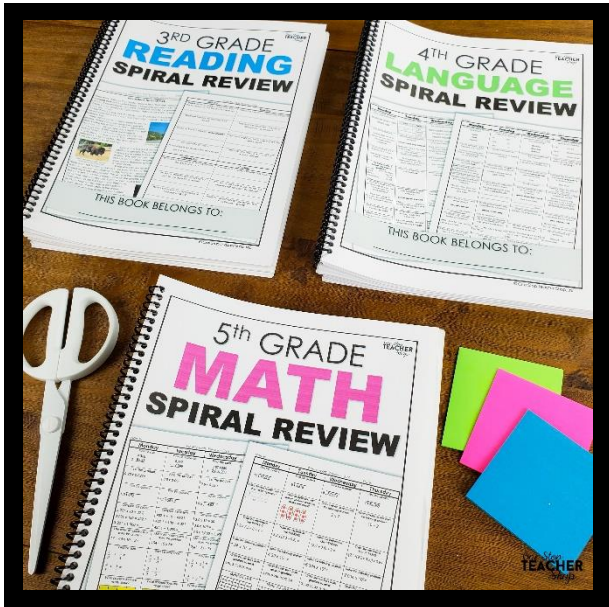
Title: \_\_\_\_\_  
Setting: \_\_\_\_\_  
Characters: \_\_\_\_\_  
\_\_\_\_\_  
Theme: \_\_\_\_\_  
Events: \_\_\_\_\_  
\_\_\_\_\_  
\_\_\_\_\_  
\_\_\_\_\_  
Ending: \_\_\_\_\_

**Similarities**

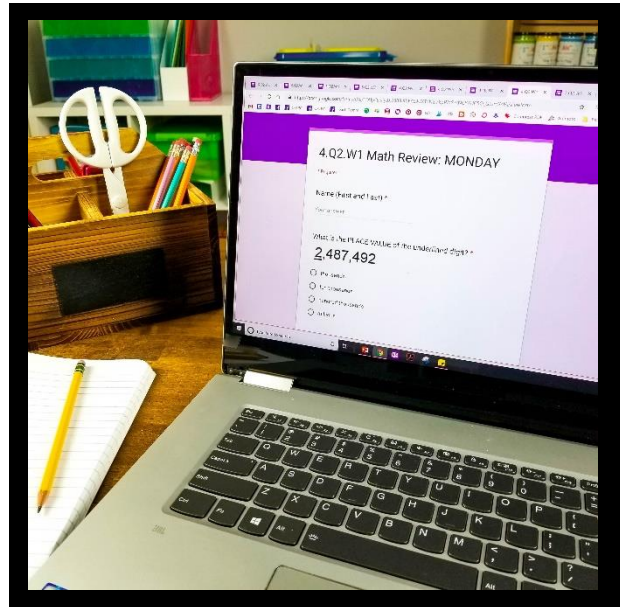
Title: \_\_\_\_\_  
Setting: \_\_\_\_\_  
Characters: \_\_\_\_\_  
\_\_\_\_\_  
Theme: \_\_\_\_\_  
Events: \_\_\_\_\_  
\_\_\_\_\_  
\_\_\_\_\_  
Ending: \_\_\_\_\_

# MORE RESOURCES BY **TEACHER** shop

CLICK each picture to learn more!



**DAILY SPIRAL REVIEW & QUIZZES**  
Reading, Math, & Grammar  
**GRADES K-12**



**DIGITAL SPIRAL REVIEW & QUIZZES**  
Reading, Math, & Grammar  
**GRADES 1-12**



**I CAN GAMES**  
Math & Grammar  
**GRADES K-12**



**ONE STOP TEACHER PLANNER**  
**FREE UPDATES FOR LIFE!**  
[CLICK HERE](#) for student planners

**WANT TO SEE MORE?**

**CLICK HERE**





# THANK YOU

for purchasing this resource!



I take great pride in the resources I create for teachers. If you have any questions or feedback, I would love to hear from you at [kristin@onestopteachershop.com](mailto:kristin@onestopteachershop.com)

WANT ACCESS TO MY  
**VAULT OF  
FREEBIES?**

**SIGN ME UP!**

LET'S CONNECT!

**JOIN MY FACEBOOK GROUP!**

**READY TO JOIN!**

**READ MY BLOG FOR  
TIPS. IDEAS. & FREEBIES**

**TAKE ME THERE!**

*Want to Share?*

To share this resource with your colleagues, you can purchase additional licenses at a discounted rate! Go to "My Purchases", find your original purchase and add on as many licenses as needed.

### **TERMS OF USE**

This item is a paid digital download from One Stop Teacher Shop, Inc. As such, it is for use by **the original purchaser** only. This item is also bound by copyright laws.

**Redistributing, selling, or posting** this item (or any part thereof) on the Internet (including classroom webpages) are all strictly prohibited without first gaining permission from the author. Violations are subject to the penalties of the Digital Millennium Copyright Act. Please contact me if you wish to be granted special permissions or have questions! Email: [Kristin@onestopteachershop.com](mailto:Kristin@onestopteachershop.com)

### **CLIPART/GRAPHIC CREDITS**