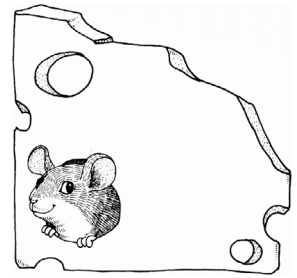



Trace and print the letter A.

Tracing practice for uppercase 'A' and lowercase 'a'. The uppercase row shows a solid 'A', a dashed 'A' with stroke order arrows (1: diagonal down-left, 2: diagonal down-right, 3: horizontal crossbar), and another dashed 'A'. The lowercase row shows a solid 'a', a dashed 'a' with stroke order arrows (1: counter-clockwise circle, 2: vertical line down), and another dashed 'a'. To the right is a box containing a large 'A' with a cartoon character climbing it.

Color the apple red.





Copy the sentence.

Andy likes to eat
apples.

Trace and print the letter B.

Tracing practice for uppercase B and lowercase b. The first row shows uppercase B with stroke order arrows (1: vertical down, 2: top curve, 3: bottom curve) and a dashed B for tracing. The second row shows lowercase b with stroke order arrows (1: vertical down, 2: counter-clockwise curve) and a dashed b for tracing. To the right is a box containing a cartoon dog and a large outline of the letter B.

Color the bird blue.





Copy the sentence.

Handwriting practice lines. The first line contains the sentence "The bluebird sings a pretty song." in a large, simple font. Below it are several sets of empty handwriting lines (top solid, middle dashed, bottom solid) for copying the sentence.

Trace and print the letter C.

Tracing practice for uppercase 'C' and lowercase 'c'. The first row shows a solid uppercase 'C', followed by two dashed uppercase 'C's with a curved arrow and the number '1' indicating the starting point and direction of the stroke. The second row shows a solid lowercase 'c', followed by two dashed lowercase 'c's with a curved arrow and the number '1' indicating the starting point and direction of the stroke. To the right of these rows is a large rectangular box containing a stylized uppercase 'C' with a small car driving inside it.

Color the camel.


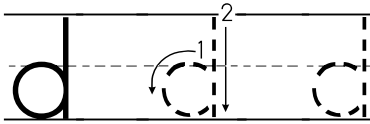
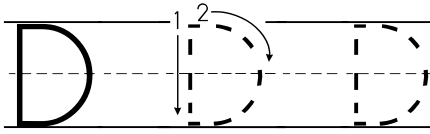


Copy the sentence.


The camel wants to

rest.

Trace and print the letter D.



Color the dog.



Copy the sentence below.


The silly dog likes to

swim.

Trace and print the letter E.

Tracing guide for uppercase 'E' and lowercase 'e' with stroke order arrows. A box on the right shows a cartoon elephant spraying water from its trunk onto a large letter 'E'.

Color the elephant pink.




Copy the sentence below.

The elephant has big ears.

Trace and print the letter F.

Tracing practice for uppercase 'F' and lowercase 'f'. The uppercase 'F' section shows a solid 'F' with stroke order arrows (1: vertical down, 2: top horizontal right, 3: middle horizontal right) followed by a dashed 'F' for tracing. The lowercase 'f' section shows a solid 'f' with stroke order arrows (1: curved down from top, 2: horizontal crossbar right) followed by a dashed 'f' for tracing. To the right is a box containing a fountain and a large outlined 'F'.

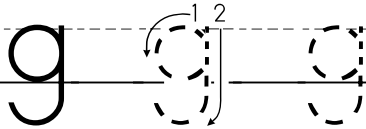

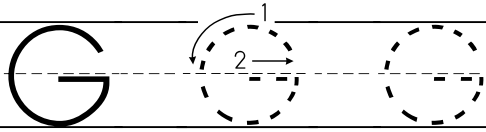
Color the frog green.



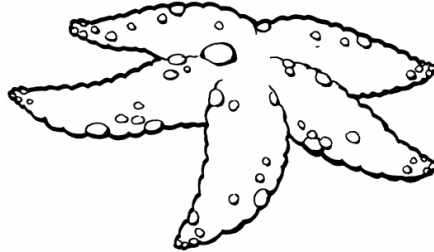
Copy the sentence below.

Frank Frog has fun
fishing.

Trace and print the letter G.




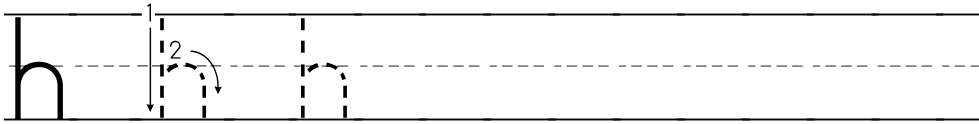
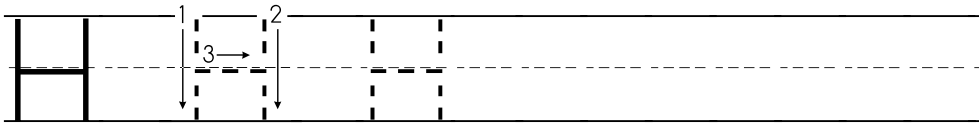
Color the grapes green.





Copy the sentence below.

The gorilla goes ape
over green grapes.

Trace and print the letter H.



Color the happy hen red.



Copy the sentence below.

The happy hen hid
a hat in the house.

Trace and print the letter I.

Tracing practice for uppercase 'I' and lowercase 'i'. The uppercase 'I' section shows a solid 'I' with stroke order arrows: 1 (down), 2 (right), 3 (right). The lowercase 'i' section shows a solid 'i' with stroke order arrows: 1 (down), 2 (right). To the right is a box containing illustrations of an igloo and an ice cream cone.

Color the ice cream.

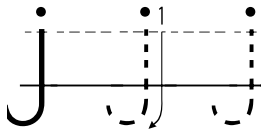

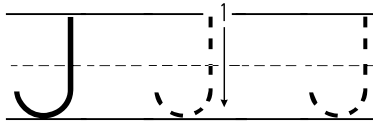


Copy the sentence below.

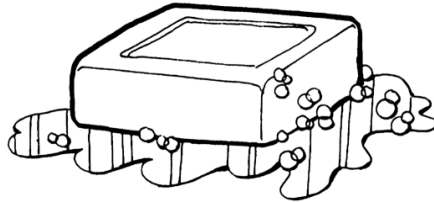
Ian eats ice cream
in an igloo.

Blank handwriting lines for copying the sentence.

Trace and print the letter J.



Color the joggers.



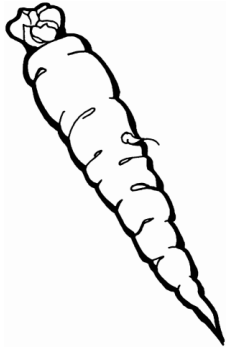
Copy the sentence below.

Jack and Jill jog up
up a hill.

Trace and print the letter K.

Tracing practice for uppercase letter K. The first row shows a solid K, a dashed K with stroke order arrows (1: vertical down, 2: diagonal down-right, 3: diagonal down-left), and another dashed K. The second row shows a solid K, a dashed K with stroke order arrows, and another dashed K. To the right is a box containing a cartoon kitten hugging a large letter K.

Color the kitten.



Copy the sentence below.


Kala plays with the
cute kitten.

Blank handwriting lines for copying the sentence. Each line set consists of a top solid line, a middle dashed line, and a bottom solid line.

Trace and print the letter L.

Tracing practice for the letter L. The first row shows a solid uppercase 'L' with stroke order arrows: '1' for the vertical line and '2' for the horizontal line. This is followed by a dashed uppercase 'L' for tracing. The second row shows a dashed lowercase 'l' for tracing. To the right is a box containing a line drawing of a lion and a large outline of the letter 'L'.

Color the lizard.



Copy the sentence below.

The lizard has a long

tail.

Blank handwriting lines for copying the sentence. Each line set consists of a solid top line, a dashed middle line, and a solid bottom line.

Trace and print the letter M.

Tracing practice for uppercase 'M' and lowercase 'm'. The uppercase 'M' section shows a solid letter, a dashed letter with stroke order arrows (1: vertical down, 2: vertical down, 3: diagonal down, 4: diagonal down), and another dashed letter. The lowercase 'm' section shows a solid letter, a dashed letter with stroke order arrows (1: vertical down, 2: hump, 3: hump), and another dashed letter. To the right is a box containing a cartoon illustration of a child holding a large letter 'M' with a heart inside it.

Color the magnet red.



Copy the sentence below.

Mike makes mud pies
on Monday.

Blank handwriting lines for copying the sentence.

Name _____

Primary Trace and Print Letter N
Item 3214n

Trace and print the letter N.

Tracing practice for uppercase 'N' and lowercase 'n'. The uppercase 'N' row shows a solid letter, a dashed letter with stroke order arrows (1: vertical down, 2: vertical down, 3: diagonal down), and another dashed letter. The lowercase 'n' row shows a solid letter, a dashed letter with stroke order arrows (1: vertical down, 2: curved top), and another dashed letter. To the right is a box containing a nurse's head and a large outline of the letter 'N'.

Color the nurse.



Copy the sentence below.

Nurse Nancy is never

sick.

Trace and print the letter O.

Tracing practice for uppercase 'O' and lowercase 'o'. Each row contains a solid letter, a dashed letter with a directional arrow and the number '1' indicating the starting point and direction of the stroke, and another dashed letter. To the right is a box containing a cartoon girl playing a musical instrument and a large outline of the letter 'O'.

Color the owl orange.


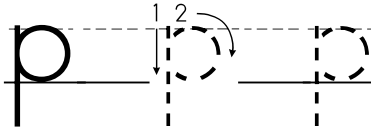
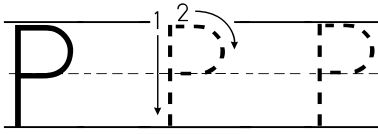


Copy the sentence below.



Oscar plays the oboe
very well.

Blank handwriting lines for copying the sentence.

Trace and print the letter P.




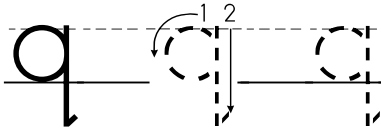
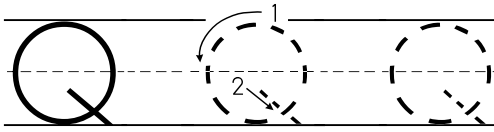
Color the pig pink.




Copy the sentence below.

Pam likes to play in
the pool.

Trace and print the letter Q.



Color the quilt.



Copy the sentence below.




Queen Quinn makes
pretty quilts.

Blank handwriting lines for copying the sentence.

Trace and print the letter R.

Tracing practice for uppercase 'R' and lowercase 'r'. The first row shows a solid 'R', a dashed 'R' with stroke order arrows (1: vertical down, 2: top curve, 3: diagonal down), and another dashed 'R'. The second row shows a solid 'r', a dashed 'r' with stroke order arrows (1: vertical down, 2: top curve), and another dashed 'r'. To the right is a box containing a robot painting a large 'R'.


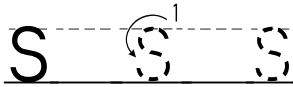
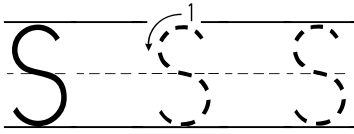
Color the robot.




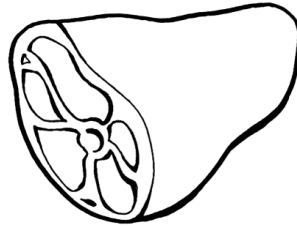

Copy the sentence below.

Robbie likes to read
about robots.

Trace and print the letter S.



Color the sun yellow.



Copy the sentence below.

Susie likes to bake

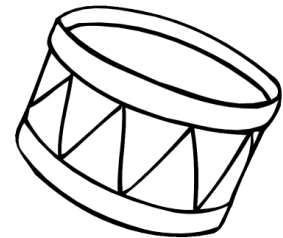


sweet treats.

Blank handwriting lines for copying the sentence.

Trace and print the letter T.

Tracing practice for uppercase 'T' and lowercase 't'. The uppercase 'T' section shows a solid 'T' followed by a dashed 'T' with stroke order arrows: a vertical line down (1) and a horizontal line across (2). The lowercase 't' section shows a solid 't' followed by a dashed 't' with stroke order arrows: a vertical line down (1) and a horizontal crossbar (2). To the right is a box containing a cartoon turtle and a large letter 'T'.

Color the tortoise green and brown.


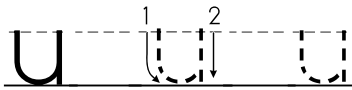
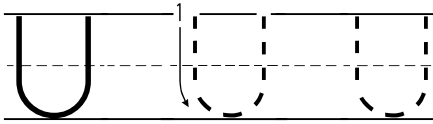


Copy the sentence below.

The tortoise and the
turtle are friends.

Blank handwriting lines for copying the sentence.

Trace and print the letter U.




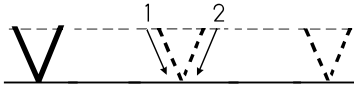
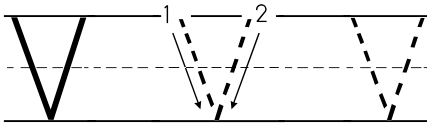
Color the umbrella blue and yellow.





Copy the sentence below.

My uncle has an ugly
umbrella.

Trace and print the letter V.



Color the volcano red, brown, and orange.




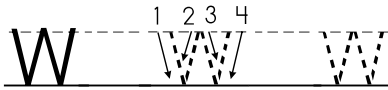
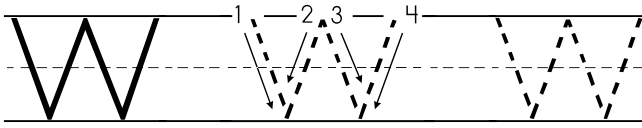
Copy the sentence below.

Victor drives a very
big van.



Name _____

Primary Trace and Print Letter W
Item 3214w

Trace and print the letter W.



Color the walrus.


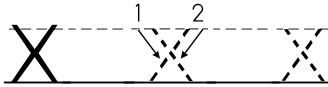
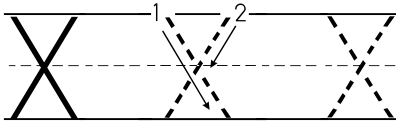


Copy the sentence below.

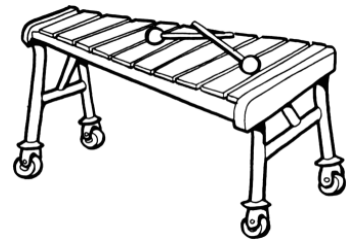

Wendy washes cars

when it is warm.

Trace and print the letter X.



Color the xylophone.



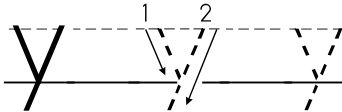

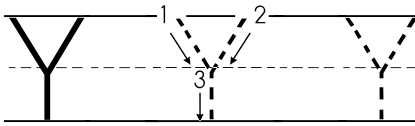
Copy the sentence below.

Xavier tried to x-ray
his xylophone.


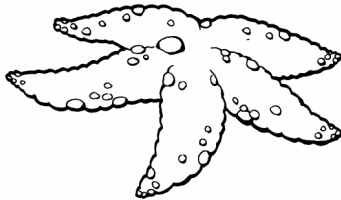
Name _____

Primary Trace and Print Letter Y
Item 3214y

Trace and print the letter Y.




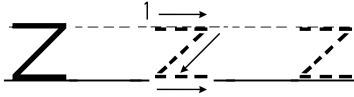
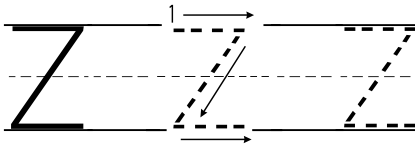
Color the yak.





Copy the sentence below.

Your yak is in our
yard.

Trace and print the letter Z.



Color the zipper.



Copy the sentence below.

Zoe and Zelda went

to the zoo.

Blank handwriting lines for copying the sentence.