


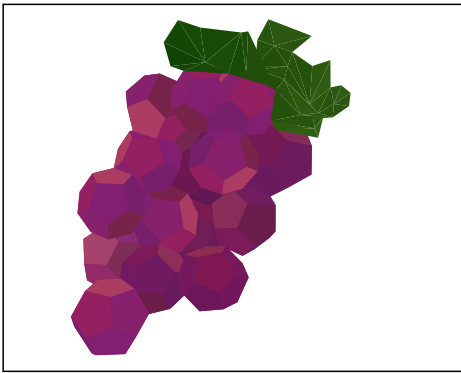







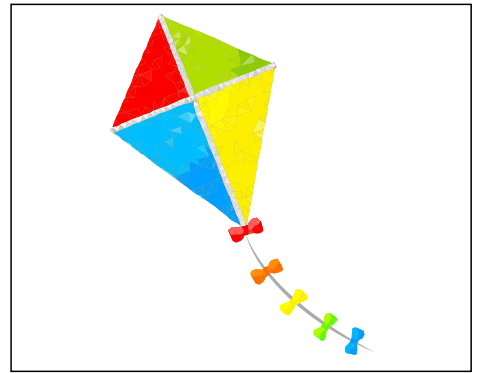










CUT AND PASTE GEOMETRY PICTURES



CUT AND PASTE GEOMETRY PICTURES



CUT AND PASTE GEOMETRY PICTURES



CUT AND PASTE GEOMETRY PICTURES

cookie

grapes

ice cream
cone

boats

air
balloon

rose

cupcake

sucker

fire

apple

strawberry

popcorn

CUT AND PASTE GEOMETRY PICTURES

carrots

cherries

violin

chameleon

banana

dice

kite

mushroom

popsicle

pencil

lips

red
pepper

CUT AND PASTE GEOMETRY PICTURES

glasses

tea pot

maple
leaf

lemon

hot
pepper

cup

candy

CUT AND PASTE GEOMETRY PICTURES INSTRUCTIONS

1. Print and cut out each of the picture boxes.
3. Paste the picture into the correct word box that matches the picture.
4. Repeat for each picture.