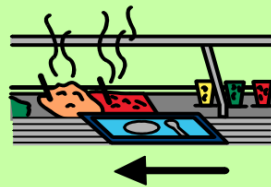


Cafeteria Manners

A Social Story for Students with Special Needs



By:
Melissa Toth

The Picture Communication Symbols ©1981–2010 by Mayer-Johnson LLC. All Rights Reserved Worldwide. Used with permission. Boardmaker™ is a trademark of Mayer-Johnson LLC.

Classroom Rules

A Social Story for Students with Special Needs



By:
Melissa Toth

The Picture Communication Symbols ©1981–2010 by Mayer-Johnson LLC. All Rights Reserved Worldwide. Used with permission. Boardmaker™ is a trademark of Mayer-Johnson LLC.

Raising My Hand

A Social Story for Students with Special Needs



By:
Melissa Toth

The Picture Communication Symbols ©1981–2010 by Mayer-Johnson LLC. All Rights Reserved Worldwide. Used with permission. Boardmaker™ is a trademark of Mayer-Johnson LLC.

School Behaviors

Social Story Bundle for
Students with Special Needs

Created By:
Melissa Toth

Taking Turns

A Social Story for Students with Special Needs



By:
Melissa Toth

The Picture Communication Symbols ©1981–2010 by Mayer-Johnson LLC. All Rights Reserved Worldwide. Used with permission. Boardmaker™ is a trademark of Mayer-Johnson LLC.

Keeping My Hands and Feet to Myself

A Social Story for Students with Special Needs



By:
Melissa Toth


The Picture Communication Symbols ©1981–2010 by Mayer-Johnson LLC. All Rights Reserved Worldwide. Used with permission. Boardmaker™ is a trademark of Mayer-Johnson LLC.

The Picture Communication Symbols ©1981–2010 by Mayer-Johnson LLC. All Rights Reserved Worldwide. Used with permission. Boardmaker™ is a trademark of Mayer-Johnson LLC.


Keeping My Hands and Feet to Myself

A Social Story for Students with Special Needs

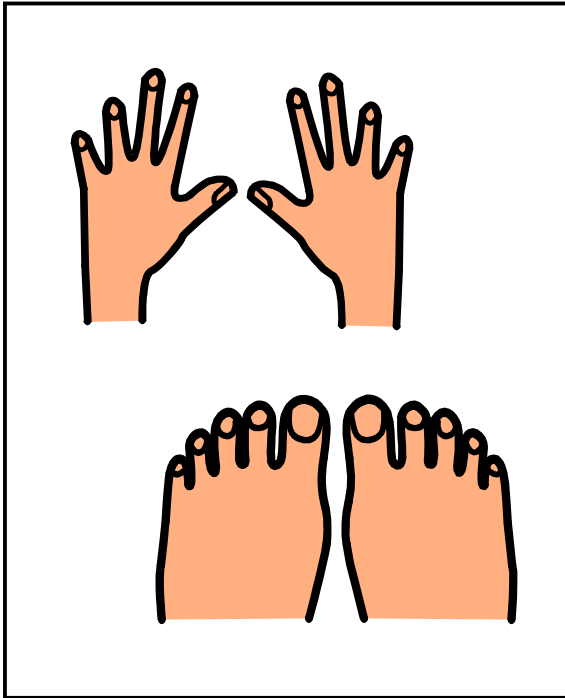
By:
Melissa Toth




The Picture Communication Symbols ©1981-2010 by Mayer-Johnson LLC. All Rights Reserved Worldwide.
Used with permission.
Boardmaker™ is a trademark of Mayer-Johnson LLC.




There are a
lot of rules
at school.




I keep my
hands and
feet to
myself.




I do not want
to bother my
friends and
family when
I touch them.



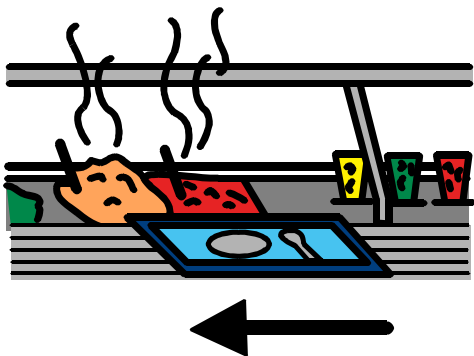
I do not want to
bother people
when I kick
them.




I need to
remember to
keep my hands
and feet to
myself.




I will keep my
hands and
feet to myself
in the
classroom.




I will keep my
hands and
feet to myself
in the
cafeteria.




I will keep my
hands and
feet to myself
at recess.



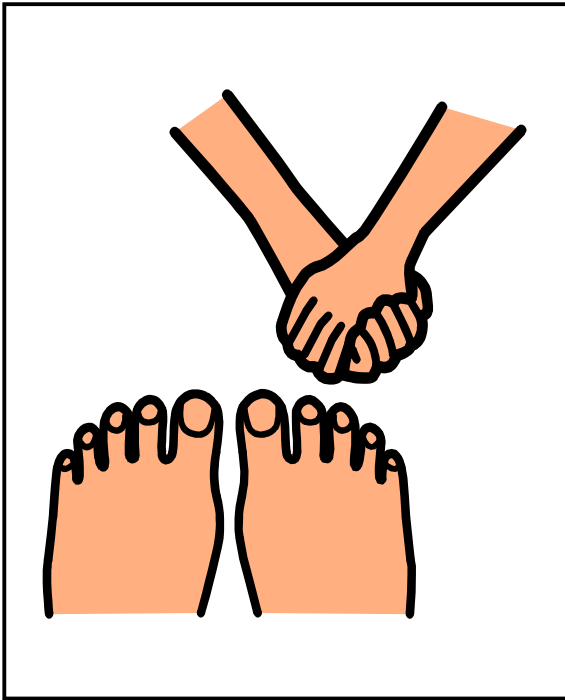
I will keep my
hands and
feet to myself
on the bus.




I will keep my
hands and
feet to myself
when I line up .



I will keep my
hands and
feet to myself
when I go to
assemblies .




I will keep my
hands and
feet to myself
all day!



My family and
friends will
be happy when
I keep my hands
and feet to
myself.

Raising My Hand

A Social Story for Students with Special Needs




By:
Melissa Toth


The Picture Communication Symbols ©1981-2010 by Mayer-Johnson LLC. All Rights Reserved Worldwide.
Used with permission.
Boardmaker™ is a trademark of Mayer-Johnson LLC.



When I do
my work, I
like it when
it is nice and
quiet.




I can
concentrate
better when
it is not
noisy.




Sometimes,
when I am
working I have
a question.



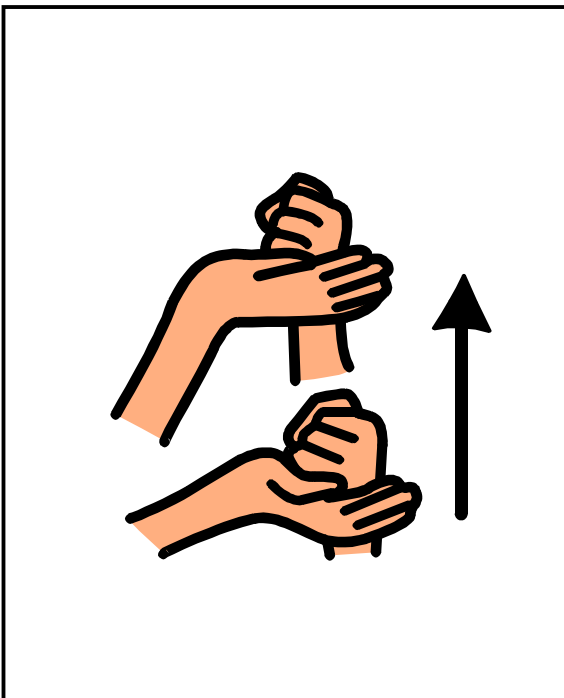
If I yell out to
my teacher,
this can
make my
friends angry.




If I raise my
hand, I do
not disturb
my friends.



If I raise my
hand, my
teacher will
see that I
have a question.




My teacher
will come and
help me when
she sees me
raise my
hand.



I will be happy
that my
teacher helped
me.



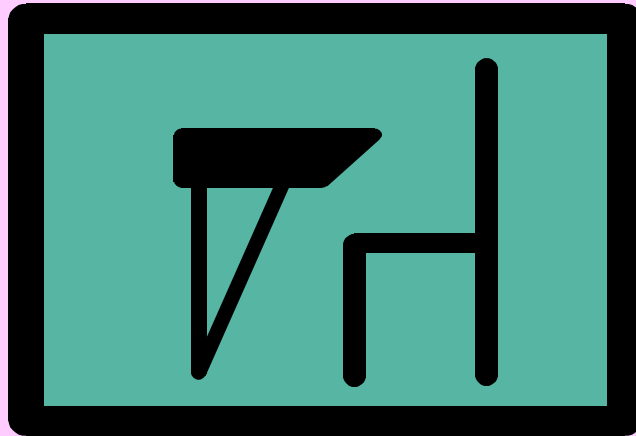
My friends
will be happy
that I did
not yell to ask
for help.



I will raise
my hand when
I have a
question.


Classroom Rules

A Social Story for Students with Special Needs



By:
Melissa Toth

The Picture Communication Symbols ©1981–2010 by Mayer-Johnson LLC. All Rights Reserved Worldwide.
Used with permission.
Boardmaker™ is a trademark of Mayer-Johnson LLC.




When I am
at school,
I need to
follow the
rules.

5

There are
5 rules that
I need to
remember.




Hands
to yourself.




Mouth is
quiet.



Ears are
listening.



Eyes are
looking.




Raise your
hand.



I will feel
good about
myself when
I follow all
of the
classroom rules!


Taking Turns

A Social Story for Students with Special Needs




By:
Melissa Toth


The Picture Communication Symbols ©1981–2010 by Mayer-Johnson LLC. All Rights Reserved Worldwide.
Used with permission.
Boardmaker™ is a trademark of Mayer-Johnson LLC.



During play
time, I like
to play with
my favorite
toys.




During recess,
I like to play
on the
playground
equipment.




At lunch and
snack time, I
like to eat
my favorite
foods.




Sometimes,
someone else
likes the same
things I do.




When someone
wants what I
have, we can
take turns to
share.




Sometimes I do not want to give up my favorite toy, snack or activity.




When I have to give up my things, this sometimes makes me feel angry.



I have to
remember that
if I take turns,
I will get a
turn too!



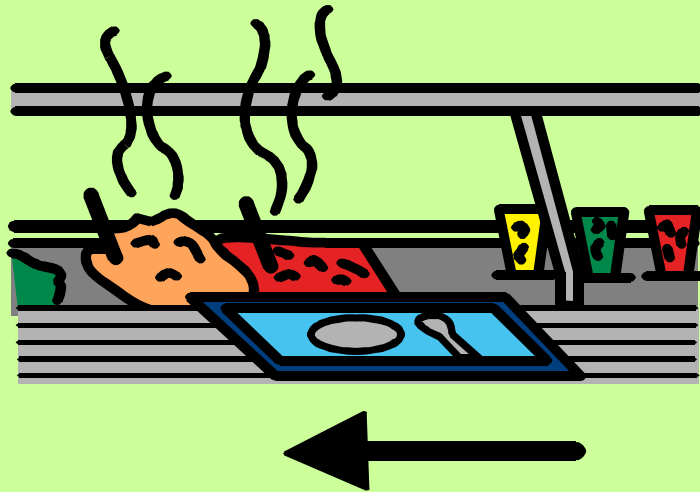
My teacher
will be able
to help us
take turns.



Taking turns
is the best way
to share our
favorite things!


Cafeteria Manners

A Social Story for Students with Special Needs




By:
Melissa Toth


The Picture Communication Symbols ©1981-2010 by Mayer-Johnson LLC. All Rights Reserved Worldwide.
Used with permission.
Boardmaker™ is a trademark of Mayer-Johnson LLC.



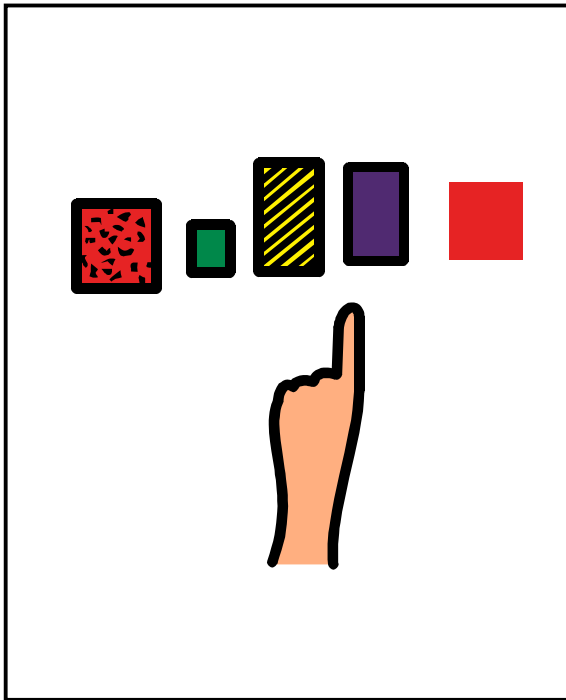
Everyday,
I eat lunch
in the
cafeteria.



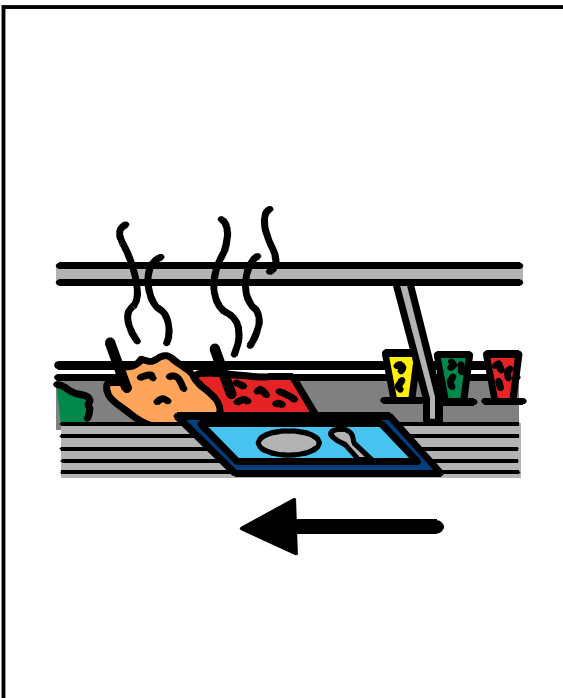
I walk with
my class
to the
cafeteria at
lunch time.




When I get
to the
cafeteria, I
wait in line
with my
friends.




In the
cafeteria, I
have to choose
which lunch I
want to eat.




Then, I walk
through the
line with my
lunch tray.




I punch in my
lunch number.
If I need help,
I can ask the
lunch lady.




I carry
my lunch
tray to my
table.




I sit at the
lunch table
with my
friends.



If I need help
during lunch,
I raise my hand
and ask for
help.




During lunch, I
eat using my
fork and
spoon. I do not
use my hands.




I eat my
lunch in the
cafeteria.




I drink
my milk in
the
cafeteria.




After lunch,
I wipe my face
clean with
my napkin.




When I am finished, I throw my trash in the trash can.




I will sit and wait until I am dismissed for recess.



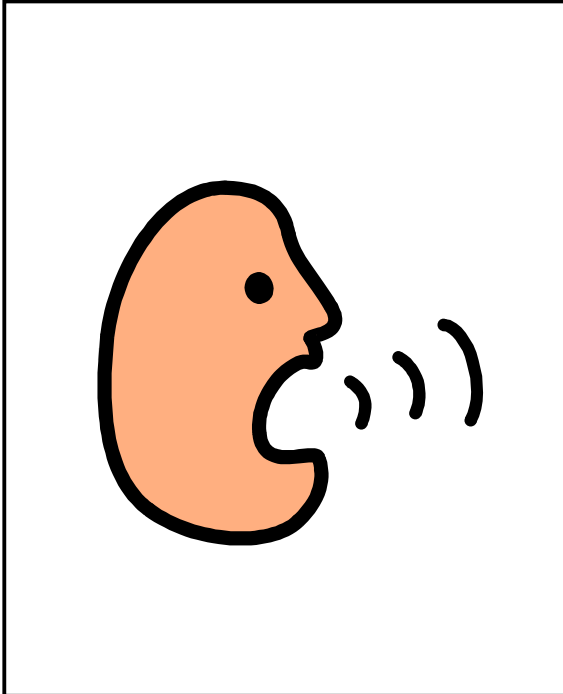
Sometimes, it
can be loud
in the
cafeteria.




Sometimes,
the bells will
ring when
I am in the
cafeteria.



The cafeteria can be really crowded. There are a lot of people in the cafeteria.



Sometimes, other people will talk loud, laugh or scream.



I will remain
calm, sit, and
follow all the
rules in the
cafeteria

Here is a social story that can be printed, laminated and binded for durable re-use. Social stories are a great way to teach children with special needs various life skills and routines within their day.

Thanks,
Melissa Toth
Email: theadventuresofroom83@gmail.com
Blog: theadventuresofroom83.blogspot.com
Facebook: Room Eighty-Three
Instagram: [theadventuresofroom83](https://www.instagram.com/theadventuresofroom83)
Twitter: Adventures of 83

Copyright © 2013 Melissa Toth. All rights reserved by author.
Permission to copy for single classroom use only. Electronic
distribution limited to single classroom use only.

Not for public display.