










TIDEA





LYRICS





PASS ONE WINDOW, TIDEO,
PASS TWO WINDOWS, TIDEO
PASS THREE WINDOWS, TIDEO,
JINGLE AT THE WINDOW, TIDEO.



TiDEO, TiDEO
Jingle at the window, TiDEO.
TiDEO, TiDEO
Jingle at the window, TiDEO.



TAP the BEAT






Pass one win-dow

Ti-de -



o,



Pass two win-dows

Ti-de -

o,



Pass three win-dows

Ti-de -

o,



Jing-le at the win-dow,

Ti-de -

o.



Ti-de -



o,



Ti-de -




o,



Jing-le at the win-dow,



Ti-de -




o.




Ti-de -



o,




Ti-de -




o,



Jing-le at the win-dow,




Ti-de -



o.

CLAP the RHYTHM





Pass one



win-dow



Ti - de -



o,



Pass two



win-dows



Ti - de -



o,



Pass three



win-dows



Ti - de -



o,



Jing-le at the



win-dow,




Ti - de -



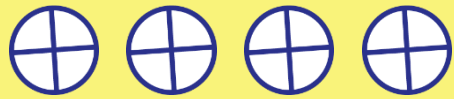
o.



Ti - de - o,



Ti - de - o,



Jing-le at the win-dow,



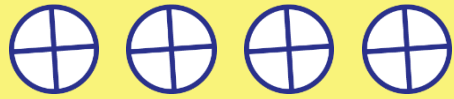
Ti - de - o.



Ti - de - o,



Ti - de - o,




Jing-le at the win-dow,




Ti - de - o.

DID YOU HEAR A PLACE WHERE THERE
WERE 4 SOUNDS ON ONE BEAT?



Sing it again. On which words
are there four short sounds
on one beat?







Pass one win-dow

Ti-de -


o,



Pass two win-dows

Ti-de -

o,



Pass three win-dows

Ti-de -

o,



Jing-le at the win-dow,

Ti-de -


o.



Pass one win-dow

Ti-de -



o,



Pass two win-dows

Ti-de -


o,



Pass three win-dows

Ti-de -

o,





Jing-le at the win-dow,

Ti-de -


o.

READ the RHYTHMS that we know.
When YOU get to the FOUR SHORT SOUNDS,
say "SHORT SHORT SHORT SHORT".






Pass one



win-dow




Ti-de


-




o,



Pass two



win-dows




Ti-de


-




o,



Pass three



win-dows




Ti-de



-



o,



Jing-le at the win-dow,




Ti-de


-



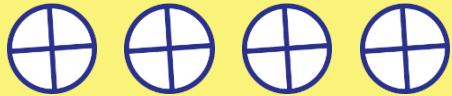
o.





Ti - de - o,




Ti - de - o,




Jing-le at the win-dow,



Ti - de - o.





Ti - de - o,



Ti - de - o,





Jing-le at the win-dow,




Ti - de - o.




A NEW RHYTHM!




MUSICIANS write FOUR SOUNDS
on one beat like this:




READ the SONG With
Our new RHYTHM:






Pass one



win-dow




Ti-de


-




o,



Pass two



win-dows




Ti-de


-




o,



Pass three



win-dows



Ti-de


-



o,



Jingle at the win-dow,




Ti-de

-



o.





Ti - de - o,



Ti - de - o,



Jing-le at the win-dow, Ti - de - o.




Ti - de - o,



Ti - de - o,




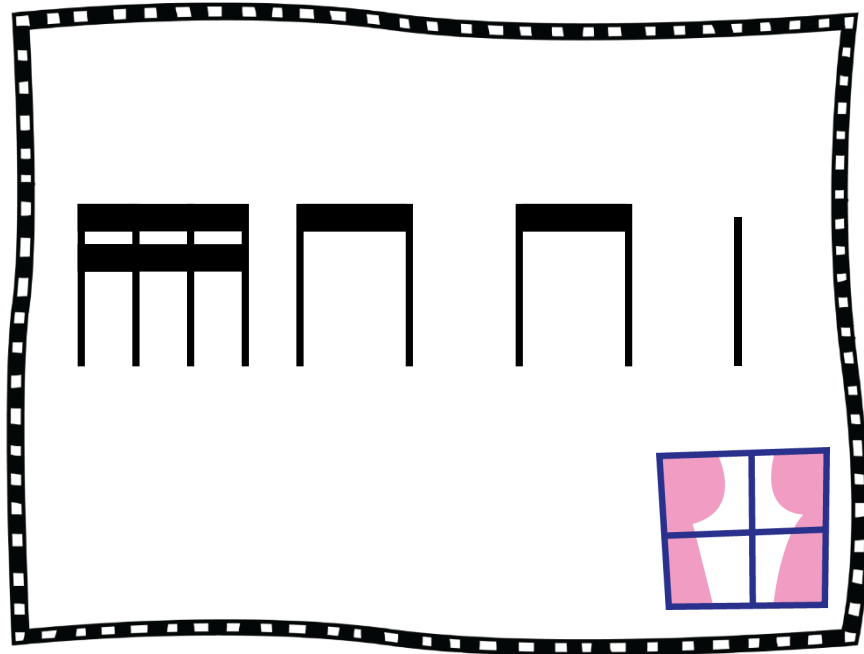
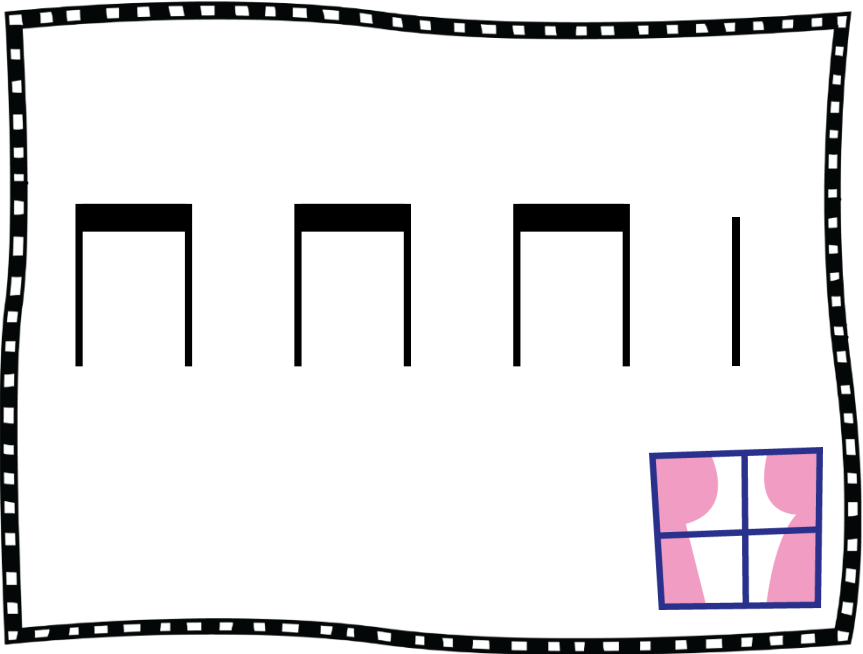
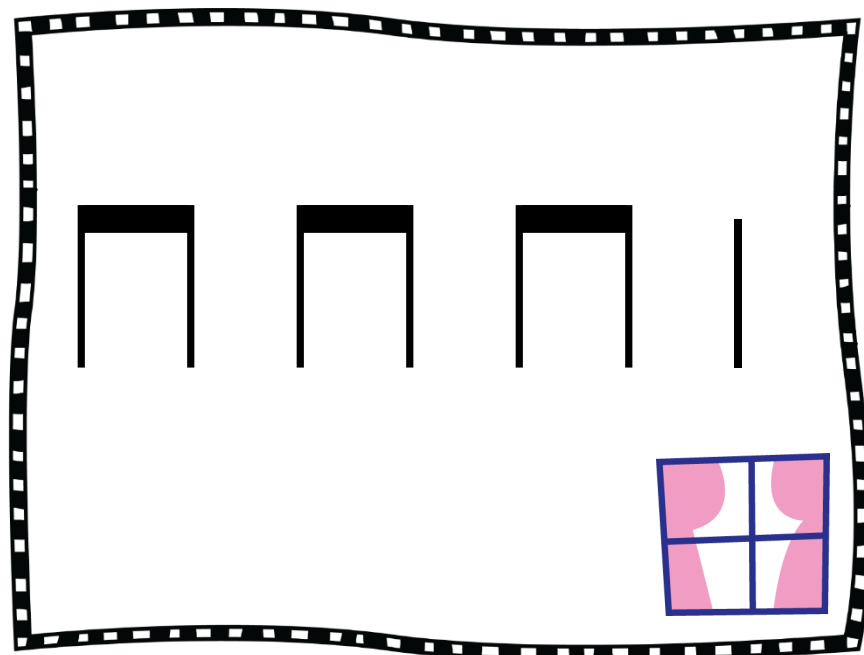
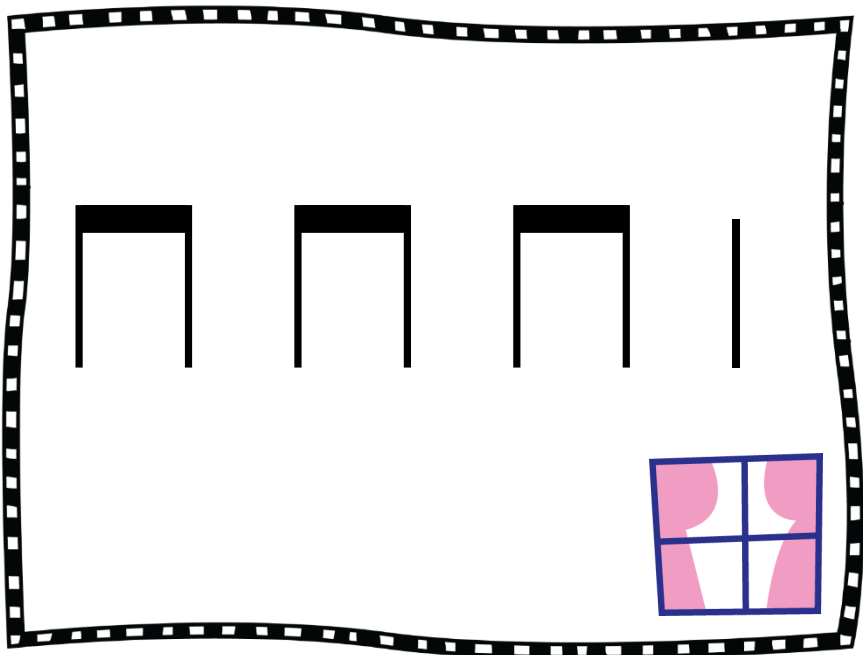
Jing-le at the win-dow, Ti - de - o.

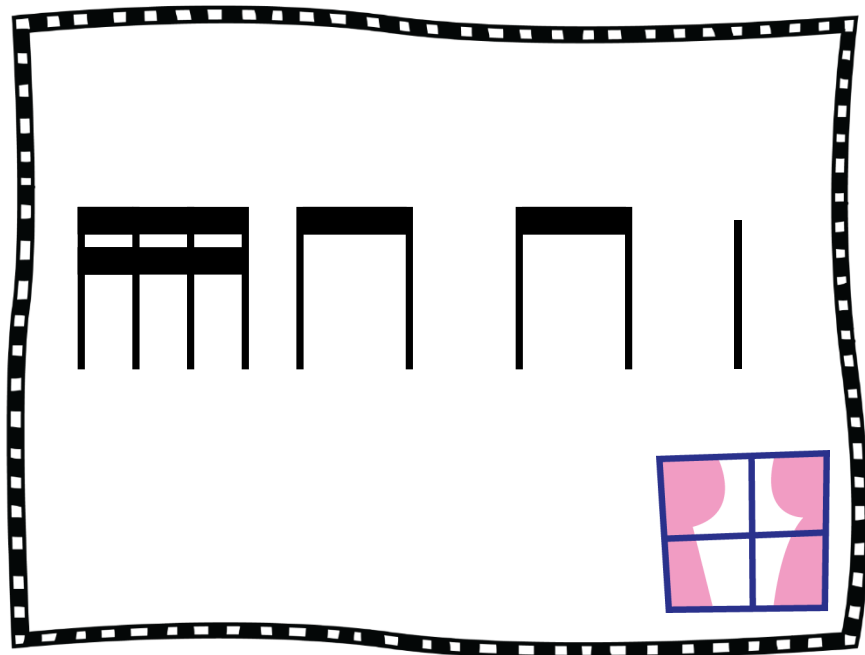
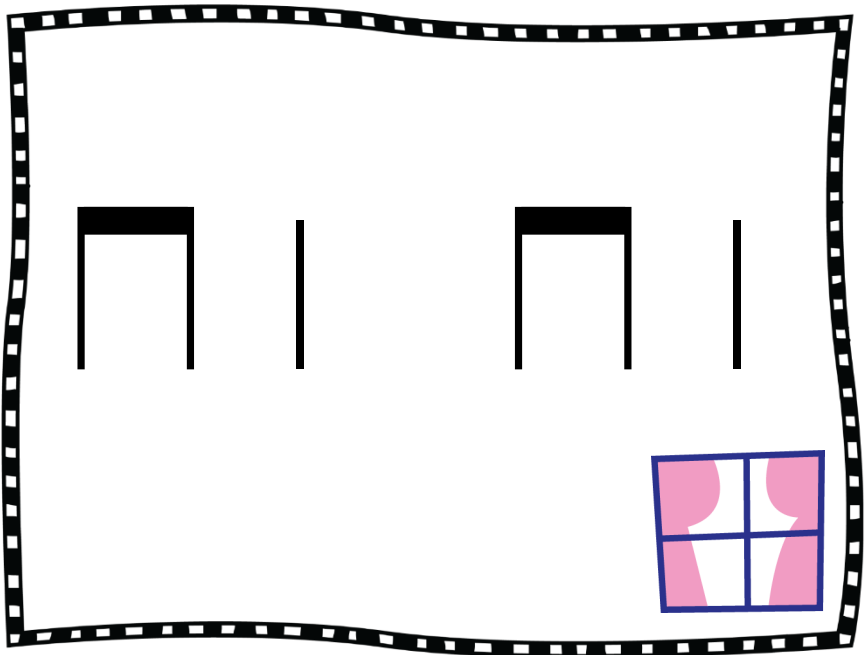
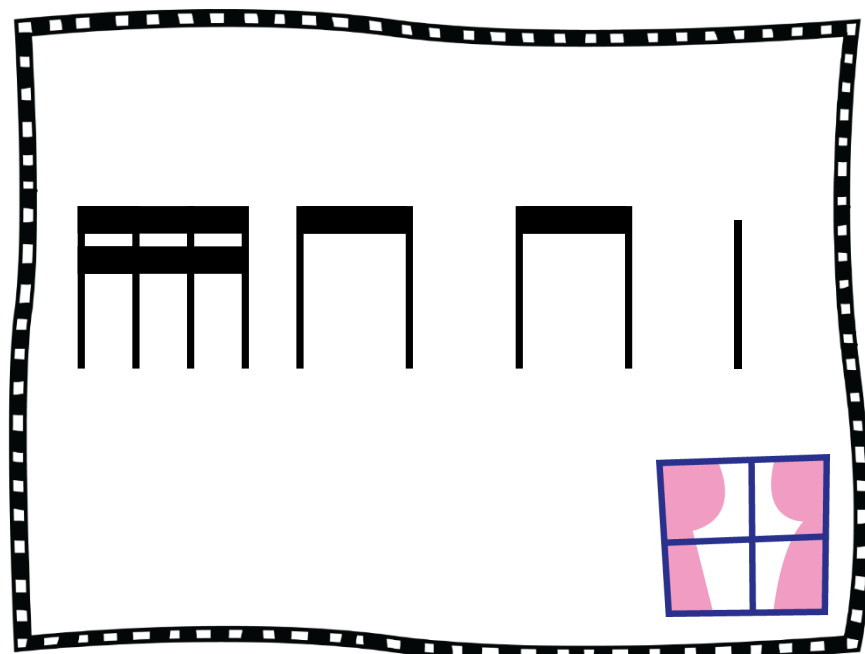
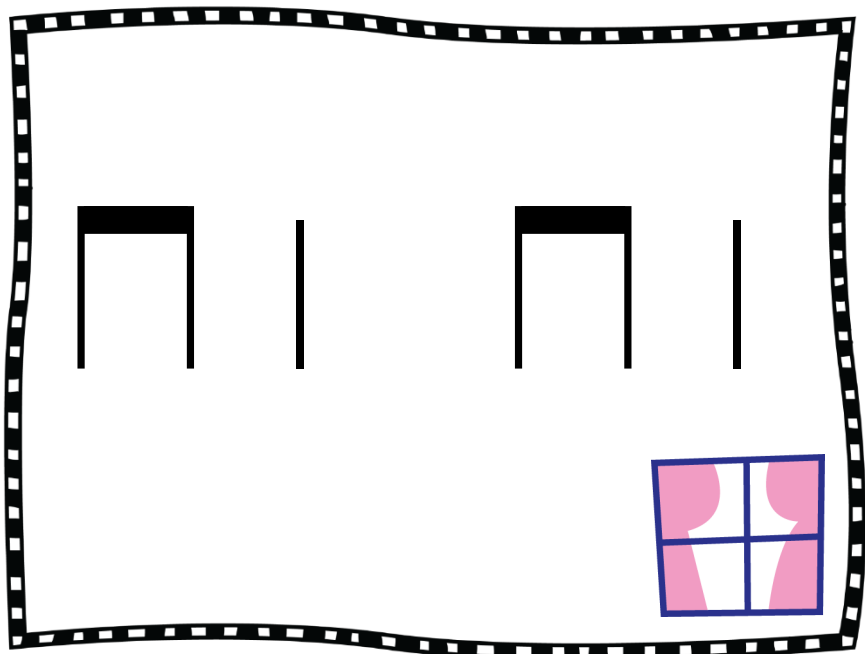


The following two pages have rhythm cards for the song, "Tideo".

You can use these in centers to have students put the song in order, print a set and use them with the whole class, or anything else you can envision!







TIDEO



Pass one wind - ow, Ti - de - o, Pass two wind - ows, Ti - de - o,



Pass one wind - ow, Ti - de - o, Jing - le at the wind - ow, Ti - de - o.



Ti - de - o, Ti - de - o, Jing - le at the wind - ow, Ti - de - o.



Ti - de - o, Ti - de - o, Jing - le at the wind - ow, Ti - de - o.




Thank you for downloading!

Please take a moment to let me know
what you think of this file by leaving a
comment here:

<http://www.teacherspayteachers.com/Store/Lindsay-Jervis>

For more teaching ideas, visit my blog:

www.pursuitofjoyfulness.blogspot.com



Credits:

<https://www.etsy.com/shop/PaulaKimStudio>

<https://www.etsy.com/shop/audreeart>

<http://www.teacherspayteachers.com/Store/Lovin-Lit>

<http://www.teacherspayteachers.com/Store/Kelly-Benefield>

