

John, the Rabbit



Thank you so much for your purchase! Your feedback is appreciated and valued. I use it to ensure that I only post high quality materials. If by chance you find an error or see a correction that needs to be made, please email me at amy.j.abbott@gmail.com before posting your feedback as I will resolve it within 24 hours. Copyright ©AmyAbbott2016

Please follow my [Teachers Pay Teachers Store](#), [Facebook Page](#) and [Blog](#) for more teaching ideas, freebies and occasional special & sales.

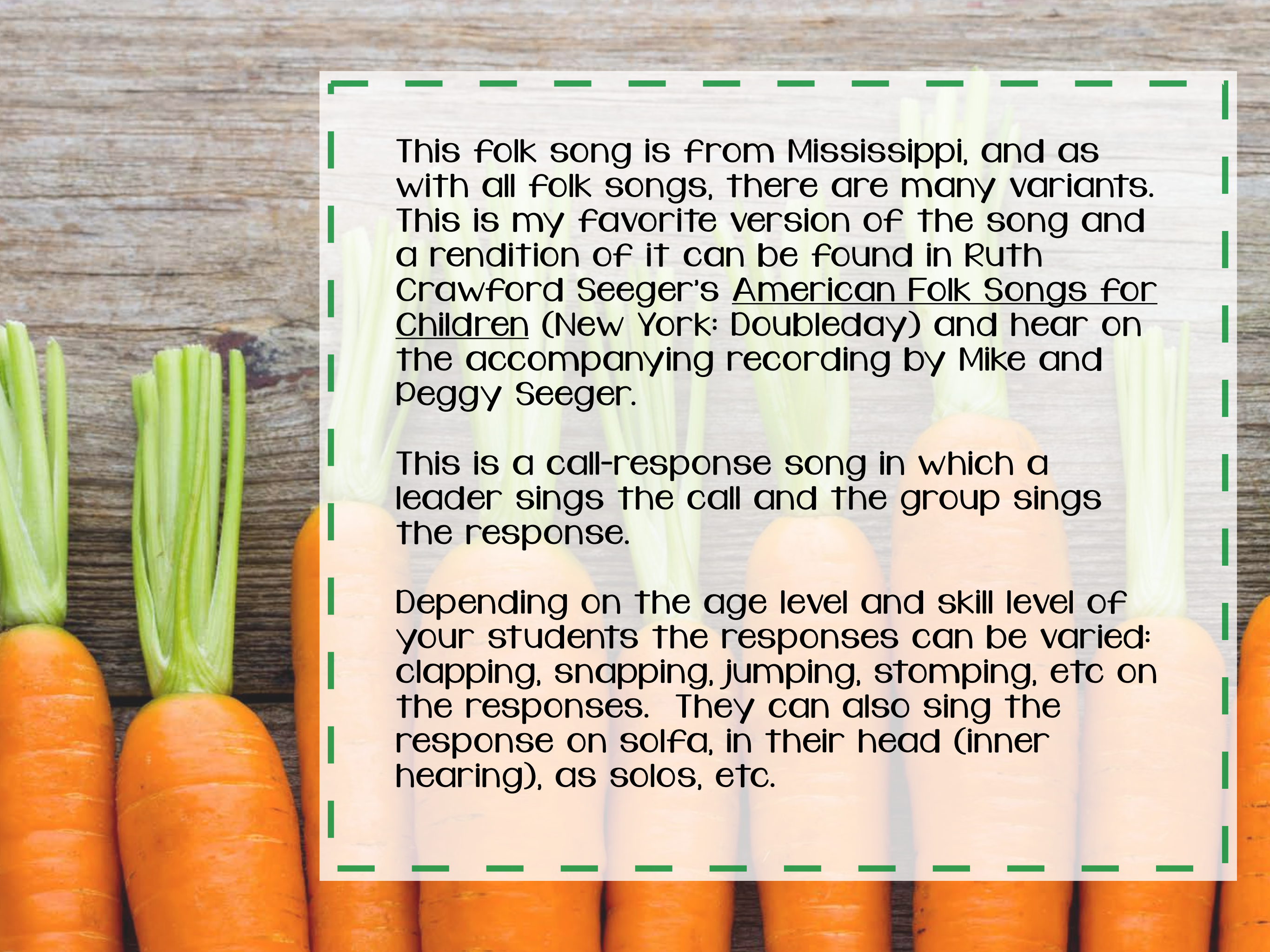
The contents of this file are for single classroom use only. Purchaser does not have permission to share files. Reproduction of this material is permissible for single classroom use only. For use by multiple teachers, please add the appropriate number of additional licenses.

All rights reserved by author.

John, the Rabbit

Call: Response:

Oh, John, the rab - bit, Yes, *Ma'am!* Had a might - y hab - it,
Yes, *Ma'am!* Jump - in' in my gar - den,
Yes, *Ma'am!* Cut-tin' down my cab-bage, Yes, *Ma'am!* My fresh to-ma toes,
Yes, *Ma'am!* My sweet po-ta-toes, Yes, *Ma'am!* And if I live,
Yes, *Ma'am!* To see next fall, Yes, *Ma'am!* I ain't gon-na have
Yes, *Ma'am!* No gar - den at all, Yes, *Ma'am!*



This folk song is from Mississippi, and as with all folk songs, there are many variants. This is my favorite version of the song and a rendition of it can be found in Ruth Crawford Seeger's American Folk Songs for Children (New York: Doubleday) and hear on the accompanying recording by Mike and Peggy Seeger.

This is a call-response song in which a leader sings the call and the group sings the response.

Depending on the age level and skill level of your students the responses can be varied: clapping, snapping, jumping, stomping, etc on the responses. They can also sing the response on solfa, in their head (inner hearing), as solos, etc.



Pedagogical uses:

Solo Singing: have the students take turns answering the call. This is a really simple solo singing opportunity and is good for assessing speaking vs. singing as it's one pitch.

Rhythm/Form: rhythmically this song is tough for the age at which it's appropriate. It is much more appropriate to use this song to teach call-response form.

Improvisation: try improvising different motions for the response. I have included some action cards to try using to give the students ideas for movement: clapping the response, stomping the response, etc.

Melody: you can use this song for practicing low so by isolating those phrases in which low so is the most difficult melodic element. But it's not a good practice song because the rhythms are so tricky. I have, however, included slides in which you can practice the solfa of the response (of the call-response).



Menu:

Lyric Slides

Form Slides

Melodic Slides to practice
“do” in the response


A row of fresh orange carrots with green leafy tops is arranged horizontally across the image. The carrots are set against a background of weathered, greyish-brown wooden planks. The lighting is bright and even, highlighting the texture of the carrot skins and the vibrant green of the tops.

Lyric

Slides


Oh, John,
the rabbit,

Yes, Ma'am!




Had a
mighty
habit

Yes, Ma'am!




Jumpin' in
my garden,

Yes, Ma'am!




Cuttin'
down my
cabbage,

Yes, Ma'am!




My fresh
tomatoes,

Yes, Ma'am!



My sweet
potatoes,

Yes, Ma'am!



And if I live,

Yes, Ma'am!




To see next
fall,

Yes, Ma'am!




I ain't gonna
have,

Yes, Ma'am!



No garden
at all,

Yes, Ma'am!



Main Menu

Form

Slides





This song uses a form called
“Call-response.”


In call-response form
there are two parts:

1. leader
2. group

The call part can
change with each
repetition,
but the response
remains the same.



In this
song the
response
is always:



“Yes,
Ma’am!”




As you learn the
song, your teacher
will sing the call.

Your part is to sing
the response.




Oh, John,
the rabbit,

Yes, Ma'am!




Had a
mighty
habit

Yes, Ma'am!




Jumpin' in
my garden,

Yes, Ma'am!




Cuttin'
down my
cabbage,

Yes, Ma'am!




My fresh
tomatoes,

Yes, Ma'am!



My sweet
potatoes,

Yes, Ma'am!



And if I live,

Yes, Ma'am!




To see next
fall,

Yes, Ma'am!




I ain't gonna
have,

Yes, Ma'am!



No garden
at all,

Yes, Ma'am!




Main Menu



Melodious Response

Slides


The
response
for this
song is
always sung
on these
itches:



do do
"Yes, Ma'am!"



As you sing
the song,
sing the
response on
solfa
syllables.




do do
"Yes, Ma'am!"




Oh, John,
the rabbit,

do do




Had a
mighty
habit

do do




Jumpin' in
my garden,

do do




Cuttin'
down my
cabbage,

do do




My fresh
tomatoes,

do do



My sweet
potatoes,

do do



And if I live,

do do




To see next
fall,

do do




I ain't gonna
have,

do do



No garden
at all,

do do



Main Menu

Clipart &

Fonts from

