

Bluebird



Through My
Window


A song to present half note

Bluebird, Bluebird, through my window,
Bluebird, Bluebird, through my window,
Bluebird, Bluebird, through my window,
Oh, Johnny, aren't you tired?




Take a little girl and tap her on the shoulder,
Take a little girl and tap her on the shoulder,
Take a little girl and tap her on the shoulder,
Oh, Johnny, aren't you tired?

Take a little boy and tap him on the shoulder,
Take a little boy and tap him on the shoulder,
Take a little boy and tap him on the shoulder,
Oh, Johnny, aren't you tired?




can you find
the steady beat?






Blue

-




bird,




Blue


-




bird



through




my




win

-




dow,




Blue

-




bird,




Blue


-




bird



through




my




win

-




dow,




Blue

-




bird,




Blue


-




bird



through




my




win



-




dow,




Oh,



Johnny,




aren't you




ti

-




-

-



red

-




-

?


can you find
the rhythm?






Blue

-




bird,




Blue


-




bird



through




my




win

-




dow,




Blue

-




bird,




Blue


-




bird



through




my




win

-




dow,




Blue

-




bird,




Blue


-




bird



through




my




win


-




dow,




Oh,



Johnny,



aren't you




ti

-

-

-




red

-

-

?




Blue

-



bird,



Blue

-



bird



through




my




win

-



dow,



Blue

-



bird,



Blue

-



bird



through



my



win

-



dow,



Blue

-



bird,




Blue


-




bird



through




my




win



-



dow,



Oh,




Johnny,



aren't you



ti



-



-




red

-

-



?



When we tie two quarter notes together, it makes one sound that gets two beats.



We can also write it like this:



This is called a half note. It is one note that gets two beats.

Sing the second part
of the song again,
using the half note:





Blue

-




bird,



Blue


-



bird



through




my




win

-



dow,



Oh,



Johnny,



aren't you



ti

-

-

-



red




-



-









?







Melodíic Practíce:








































Bluebird Through My Window

Here is
the "real"
music:



Voice $\text{G}\sharp\text{4}$ Blue - bird, blue - bird through my win - dow,

Vo. $\text{G}\sharp\text{4}$ blue - bird, blue - bird through my win - dow,

Vo. $\text{G}\sharp\text{4}$ Blue - bird, blue - bird through my win - dow.

Vo. $\text{G}\sharp\text{4}$ Oh, John - ny aren't you ti - red.

Vo. $\text{G}\sharp\text{4}$ Take a lit - tle girl and tap her on the shoul - der,
(boy) (him)

Vo. $\text{G}\sharp\text{4}$ take a lit - tle girl and tap her on the shoul - der,
(boy) (him)

Vo. $\text{G}\sharp\text{4}$ Take a lit - tle girl and tap her on the shoul - der.
(boy) (him)

Vo. $\text{G}\sharp\text{4}$ Oh, John - ny aren't you ti - red.

Game Instructions:

Game #1: All students are in a standing circle with arms raised, with palms of hands pressing on their neighbors' hands to form "windows." One person who is "it," or the "bluebird," flies in and out of the windows as the song is sung, and taps boys or girls on the shoulder. These boys or girls hold hands with the leader, forming a line, as the line grows longer and longer, flying in and out of the windows. When the last two children remain in the circle, they become the bridge, as in "London Bridge" or "Apple Tree" and the bluebird leads the line through the bridge. Whoever gets caught in the bridge on "tired" will be the bluebird the NEXT time we play the game.

Game #2: Students stand in a circle with arms raised, forming windows. The student who is "it," or the "bluebird," flies in and out of the windows, and stops at the closest person on the word "tired." The person who is it then asks in a voice that everyone can hear, "Would you like to be the next bluebird?" The person who answers the question now trades places with the one who is it and becomes the next bluebird.

Additional verse ideas:

Red bird, red bird, through my window.....

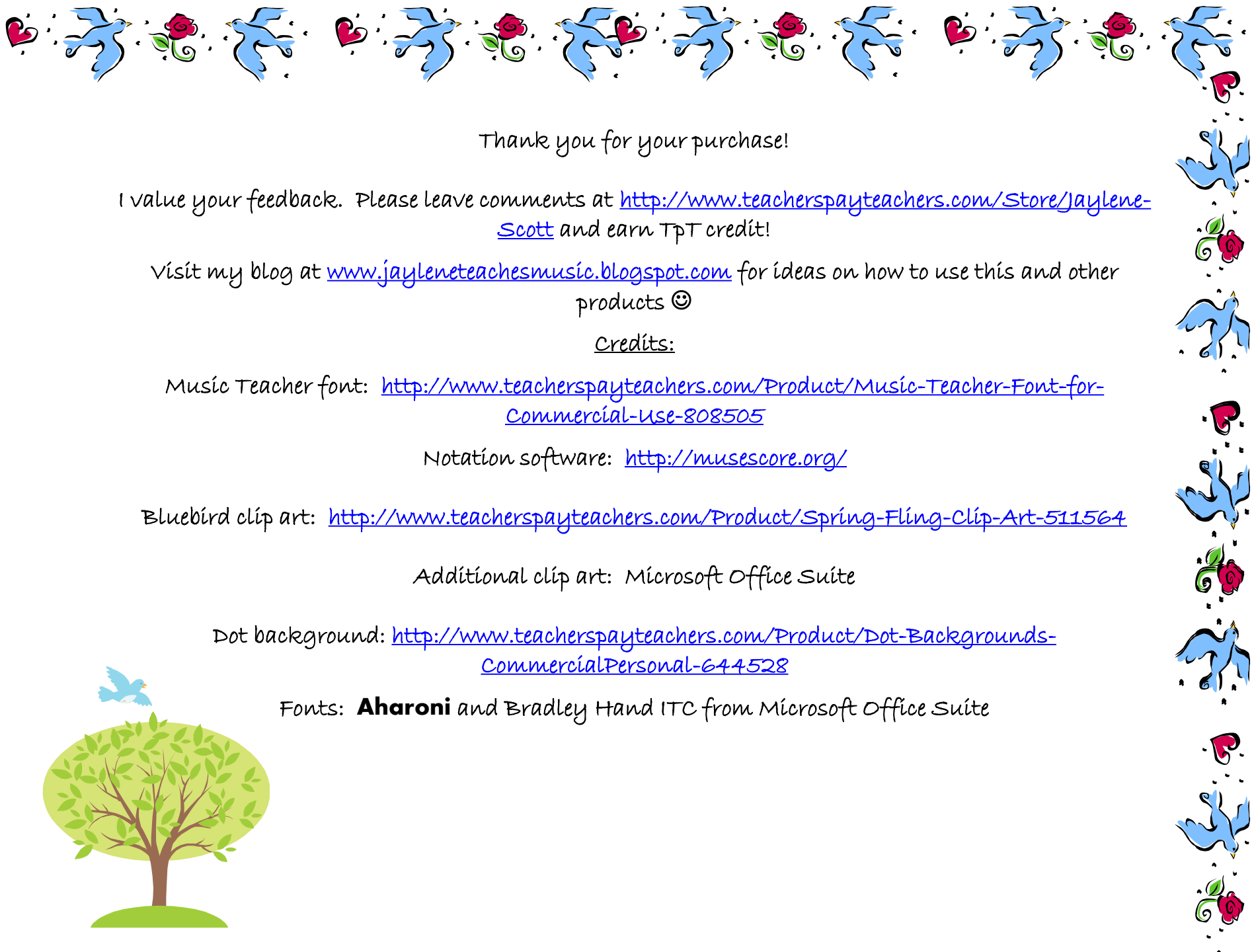
Eagle, eagle, through my window....

Penguin, penguin, in my igloo....

etc.

Have fun improvising!





Thank you for your purchase!

I value your feedback. Please leave comments at <http://www.teacherspayteachers.com/Store/Jaylene-Scott> and earn TpT credit!

visit my blog at www.jayleneteachesmusic.blogspot.com for ideas on how to use this and other products ☺

Credits:

Music Teacher font: <http://www.teacherspayteachers.com/Product/Music-Teacher-Font-for-Commercial-Use-808505>

Notation software: <http://musescore.org/>

Bluebird clip art: <http://www.teacherspayteachers.com/Product/Spring-Fling-Clip-Art-511564>

Additional clip art: Microsoft Office Suite

Dot background: <http://www.teacherspayteachers.com/Product/Dot-Backgrounds-CommercialPersonal-644528>

Fonts: **Aharoni** and Bradley Hand ITC from Microsoft Office Suite

