

Graph the equation using your calculator.
Sketch the graph onto the coordinate plane using the vertex and x-intercepts.
Make sure you label the A.O.S., vertex and zeros of the function.

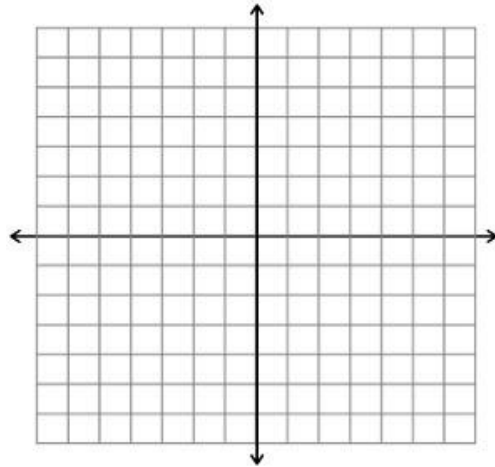
$$Y = 2(x + 6)^2 - 5$$

Vertex _____

Axis of Symmetry _____

Zeros _____

y-intercept _____



Graph the equation using your calculator.
Sketch the graph onto the coordinate plane using the vertex and x-intercepts.
Make sure you label the A.O.S., vertex and zeros of the function.

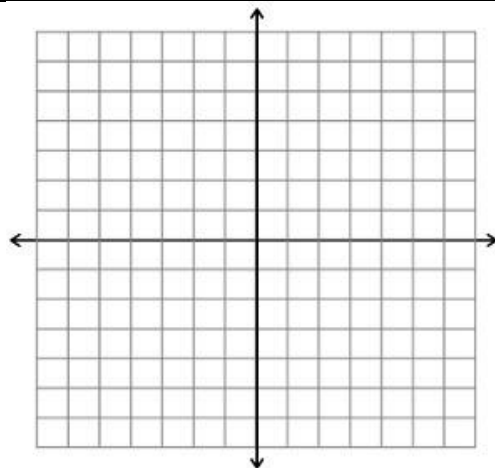
$$Y = -(x + 1)^2 + 7$$

Vertex _____

Axis of Symmetry _____

Zeros _____

y-intercept _____



Graph the equation using your calculator.
Sketch the graph onto the coordinate plane using the vertex and x-intercepts.
Make sure you label the A.O.S., vertex and zeros of the function.

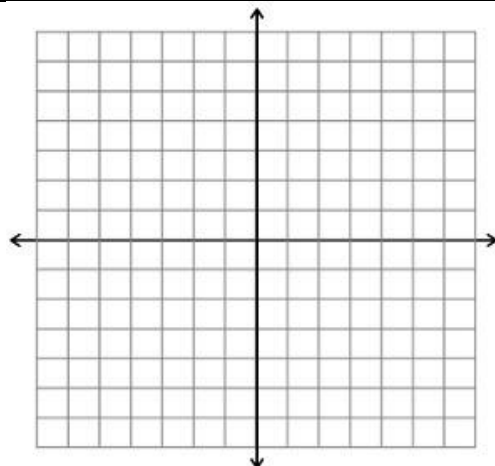
$$Y = 0.5(x + 4)^2 + 5$$

Vertex _____

Axis of Symmetry _____

Zeros _____

y-intercept _____



Graph the equation using your calculator.
Sketch the graph onto the coordinate
plane using the vertex and x-intercepts.
Make sure you label the A.O.S., vertex
and zeros of the function.

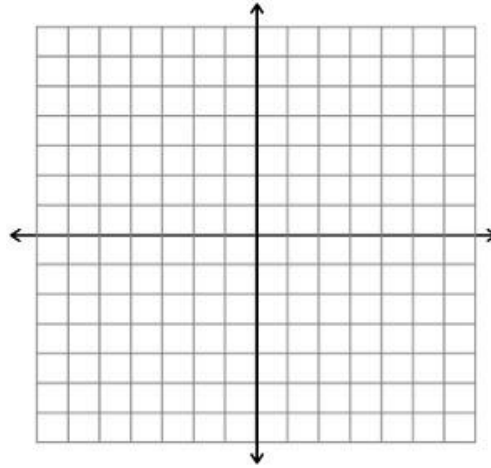
$$Y = 0.25(x - 1)^2 - 3$$

Vertex _____

Axis of Symmetry _____

Zeros _____

y-intercept _____



Graph the equation using your calculator.
Sketch the graph onto the coordinate
plane using the vertex and x-intercepts.
Make sure you label the A.O.S., vertex
and zeros of the function.

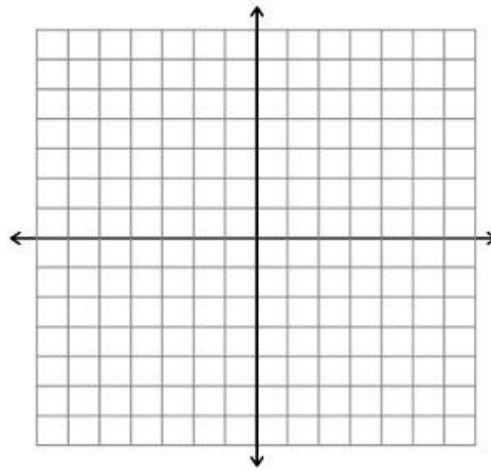
$$Y = 1.5(x + 3)^2 + 6$$

Vertex _____

Axis of Symmetry _____

Zeros _____

y-intercept _____



Graph the equation using your calculator.
Sketch the graph onto the coordinate
plane using the vertex and x-intercepts.
Make sure you label the A.O.S., vertex
and zeros of the function.

$$Y = -0.5(x - 3)^2$$

Vertex _____

Axis of Symmetry _____

Zeros _____

y-intercept _____

